



2024-11-16 Laskowice Pomorskie (POL)

## ANALIZA WYŚCIGU / RACE ANALYSIS: Masters I / Men Masters (35-44)

Organizator / Organizer: Stowarzyszenie Owocowy Przełaj, Współorganizatorzy: Gmina Jezewo

Okrążenie / Lap distance: 14 km

Ilość okrążeń / Laps: 5

Czas startu / Start time: 09:00:00

M-ce Place	Nr No	Rok YoB	Nazwisko i Imię / Drużyna Surname, FirstName / Team	okr. 1 lap 1	okr. 2 lap 2	okr. 3 lap 3	okr. 4 lap 4	Czas Time	Strata do zw. Str. do poprz.	km/h Avg	Min okr. Max okr.
1.	244	1983	FELISIAK Andrzej BURZA NA ROWERZE	00:08:10 (1) 00:08:10 (1)	00:16:20 (1) 00:08:09 (1)	00:24:26 (1) 00:08:06 (1)	00:32:36 (1) 00:08:09 (1)	00:40:53 (1) 00:08:16 (2)		20.5	00:08:06 00:08:16
2.	246	1990	ZASTAWNY Krzysztof DIVERSEEXTREMETEAM	00:08:33 (3) 00:08:33 (3)	00:16:58 (4) 00:08:24 (3)	00:25:27 (2) 00:08:29 (2)	00:33:52 (2) 00:08:24 (2)	00:42:06 (2) 00:08:14 (1)	+01:13 +01:13	19.9	00:08:14 00:08:33
3.	242	1989	URBANIAK Marcin KS STOMIL POZNAŃ	00:08:35 (4) 00:08:35 (4)	00:16:57 (2) 00:08:22 (2)	00:25:28 (3) 00:08:30 (3)	00:33:53 (3) 00:08:25 (3)	00:42:11 (3) 00:08:18 (3)	+01:18 +00:05	19.9	00:08:18 00:08:35
4.	239	1987	GRZEMPA Jan POWER OF SCIENCE RK EXCLUSIVE DOORS	00:08:17 (2) 00:08:17 (2)	00:16:58 (3) 00:08:40 (4)	00:25:56 (4) 00:08:58 (4)	00:34:59 (4) 00:09:02 (5)	00:43:58 (4) 00:08:58 (5)	+03:05 +01:47	19.1	00:08:17 00:09:02
5.	240	1986	SAMBORSKI Bartosz NIEZRZESZONY	00:08:39 (5) 00:08:39 (5)	00:17:21 (5) 00:08:41 (5)	00:26:30 (5) 00:09:09 (5)	00:35:31 (5) 00:09:01 (4)	00:44:30 (5) 00:08:58 (4)	+03:37 +00:32	18.8	00:08:39 00:09:09
6.	241	1989	JARZĘBOWSKI Szymon NIEZRZESZONY	00:09:19 (6) 00:09:19 (6)	00:18:55 (6) 00:09:36 (6)	00:28:41 (6) 00:09:45 (6)	00:38:27 (6) 00:09:46 (6)	00:48:06 (6) 00:09:38 (6)	+07:13 +03:36	17.4	00:09:19 00:09:46

Zawodników / Riders: 6

Ukończyło / Finished: 6

SĘDZIA GŁÓWNY UCI / PRESIDENT OF THE COMMISSAIRES PANEL UCI: Philippe MARIËN (BEL)

KOMISARZ PZKoi / NATIONAL COMMISSAIRE: Marek SOŁTYSIAK



# OWOCOWY PRZEŁAJ

16-11-2024 Laskowice Pomorskie



2024  
VIII Edycja  
UCI



2024



veloart



2024-11-16 Laskowice Pomorskie (POL)

## ANALIZA WYŚCIGU / RACE ANALYSIS: Masters II / Men Masters (45-54)

Organizator / Organizer: Stowarzyszenie Owocowy Przełaj, Współorganizatorzy: Gmina Jezewo

Okrążenie / Lap distance: 14 km

Ilość okrążeń / Laps: 5

Czas startu / Start time: 09:01:00

M-ce Place	Nr No	Rok YoB	Nazwisko i Imię / Drużyna Surname, FirstName / Team	okr. 1 lap 1	okr. 2 lap 2	okr. 3 lap 3	okr. 4 lap 4	Czas Time	Strata do zw. Str. do poprz.	km/h Avg	Min okr. Max okr.
1.	176	1980	<b>PASZEK Szczepan</b> FITWHEELS / BIKESTACJA BOLESŁAWIEC	00:07:59 (1) 00:07:59 (1)	00:15:52 (1) 00:07:53 (1)	00:23:48 (1) 00:07:55 (1)	00:31:38 (1) 00:07:49 (1)	00:39:54 (1) 00:08:16 (3)		21.0	00:07:49 00:08:16
2.	162	1975	<b>CZARNOTA Bogdan</b> PHO3NIX CYCLING TEAM	00:08:14 (2) 00:08:14 (2)	00:16:28 (3) 00:08:14 (4)	00:24:39 (3) 00:08:11 (2)	00:32:52 (2) 00:08:13 (2)	00:41:01 (2) 00:08:08 (2)	+01:07 +01:07	20.4	00:08:08 00:08:14
3.	165	1978	<b>MRÓZ Marcin</b> LUDOWY UCZNIOWSKI KLUB KOLARSKI W ELKU BIAŁOBŁOCKI TEAM ELK	00:08:14 (3) 00:08:14 (3)	00:16:22 (2) 00:08:08 (2)	00:24:35 (2) 00:08:12 (3)	00:33:00 (3) 00:08:24 (4)	00:41:06 (3) 00:08:06 (1)	+01:12 +00:05	20.4	00:08:06 00:08:24
4.	163	1973	<b>KAISER Andrzej</b> NIEZRZESZONY	00:08:18 (4) 00:08:18 (4)	00:16:31 (4) 00:08:13 (3)	00:24:46 (4) 00:08:14 (4)	00:33:05 (4) 00:08:19 (3)	00:41:25 (4) 00:08:19 (4)	+01:31 +00:19	20.2	00:08:13 00:08:19
5.	181	1978	<b>KRZYWY Krzysztof</b> NIEZRZESZONY CYCLING PLANET	00:08:30 (6) 00:08:30 (6)	00:16:55 (6) 00:08:25 (6)	00:25:19 (5) 00:08:23 (5)	00:33:48 (5) 00:08:29 (5)	00:42:27 (5) 00:08:38 (7)	+02:33 +01:02	19.7	00:08:23 00:08:38
6.	185	1976	<b>BOGDZIEWICZ Michał</b> BOGDZIEWICZ TEAM CUMULUS	00:08:23 (5) 00:08:23 (5)	00:16:52 (5) 00:08:28 (7)	00:25:30 (6) 00:08:38 (7)	00:34:08 (6) 00:08:38 (6)	00:42:53 (6) 00:08:44 (9)	+02:59 +00:26	19.5	00:08:23 00:08:44
7.	182	1980	<b>BURZYCH Przemysław</b> BURZA NA ROWERZE TEAM	00:08:39 (9) 00:08:39 (9)	00:17:03 (7) 00:08:24 (5)	00:25:39 (7) 00:08:35 (6)	00:34:22 (7) 00:08:42 (7)	00:43:04 (7) 00:08:42 (8)	+03:10 +00:11	19.4	00:08:24 00:08:42
8.	168	1974	<b>GAJEWSKI Piotr</b> MOVLINK BIKE TEAM	00:08:37 (7) 00:08:37 (7)	00:17:09 (8) 00:08:31 (8)	00:25:50 (8) 00:08:41 (8)	00:34:35 (8) 00:08:44 (9)	00:43:11 (8) 00:08:35 (6)	+03:17 +00:07	19.4	00:08:31 00:08:44
9.	170	1976	<b>ŁODEJ Janusz</b> AKADEMIA KOLARSKA GŁOGÓW MAŁOPOLSKI	00:08:38 (8) 00:08:38 (8)	00:17:10 (9) 00:08:32 (9)	00:25:52 (9) 00:08:42 (9)	00:34:36 (9) 00:08:43 (8)	00:43:11 (9) 00:08:34 (5)	+03:17 +00:00	19.4	00:08:32 00:08:43
10.	174	1977	<b>STRUZIK Bartosz</b> MARKETING ONLINE	00:08:50 (11) 00:08:50 (11)	00:17:28 (10) 00:08:38 (10)	00:26:15 (10) 00:08:46 (10)	00:35:16 (10) 00:09:01 (12)	00:44:51 (10) 00:09:34 (14)	+04:57 +01:40	18.7	00:08:38 00:09:34
11.	184	1979	<b>FRYDRYCHOWICZ Jacek</b> NIEZRZESZONY XTRACK.COM	00:09:10 (13) 00:09:10 (13)	00:18:19 (13) 00:09:09 (13)	00:27:23 (13) 00:09:04 (12)	00:36:24 (13) 00:09:01 (10)	00:45:13 (11) 00:08:48 (10)	+05:19 +00:22	18.5	00:08:48 00:09:10
12.	172	1978	<b>PIERZYNOWSKI Łukasz</b> OŚKA WARSZAWA	00:08:41 (10) 00:08:41 (10)	00:17:30 (11) 00:08:49 (11)	00:26:19 (11) 00:08:48 (11)	00:35:20 (11) 00:09:01 (11)	00:45:34 (12) 00:10:13 (15)	+05:40 +00:21	18.4	00:08:41 00:10:13
13.	171	1973	<b>ŻEBROWSKI Piotr</b> PTR DOJLIDY - BIAŁYSTOK	00:08:54 (12) 00:08:54 (12)	00:18:01 (12) 00:09:07 (12)	00:27:13 (12) 00:09:12 (13)	00:36:24 (12) 00:09:10 (13)	00:45:47 (13) 00:09:23 (12)	+05:53 +00:13	18.3	00:08:54 00:09:23
14.	167	1974	<b>GRABARA Adam</b> MOVLINK BIKE TEAM	00:09:18 (14) 00:09:18 (14)	00:18:51 (14) 00:09:32 (15)	00:28:21 (14) 00:09:29 (15)	00:37:42 (14) 00:09:21 (14)	00:46:58 (14) 00:09:15 (11)	+07:04 +01:11	17.8	00:09:15 00:09:32



2024-11-16 Laskowice Pomorskie (POL)

## ANALIZA WYŚCIGU / RACE ANALYSIS: Masters II / Men Masters (45-54)

M-ce	Nr	Rok	Nazwisko i Imię / Drużyna	okr. 1	okr. 2	okr. 3	okr. 4	Czas	Strata do zw.	km/h	Min okr.
Place	No	YoB	Surname, FirstName / Team	lap 1	lap 2	lap 3	lap 4	Time	Str. do poprz.	Avg	Max okr.
15.	178	1972	<b>SOCHOŃ Wojciech</b> NIEZRZESZONY	00:10:05 (17)	00:19:20 (15)	00:28:42 (15)	00:38:14 (15)	00:47:43 (15)	+07:49	17.6	00:09:14
				00:10:05 (17)	00:09:14 (14)	00:09:22 (14)	00:09:31 (15)	00:09:29 (13)	+00:45		00:10:05
16.	173	1978	<b>URBANEK Krzysztof</b> GRUPA KOLARSKA VIKTORIA RYBNIK	00:09:39 (15)	00:19:26 (16)	00:29:20 (16)	00:39:36 (16)		-1		00:09:39
				00:09:39 (15)	00:09:47 (16)	00:09:53 (16)	00:10:15 (16)				00:10:15
17.	177	1973	<b>NATKANIEC Tomasz</b> MLKS BASZTA BYTÓW	00:09:53 (16)	00:19:46 (17)	00:30:05 (17)			-2		00:09:53
				00:09:53 (16)	00:09:53 (17)	00:10:18 (17)					00:10:18
18.	175	1974	<b>DUTCZAK Leszek</b> LKS TRASA ZIELONA GÓRA	00:10:06 (18)	00:20:45 (18)	00:31:40 (18)			-2		00:10:06
				00:10:06 (18)	00:10:38 (18)	00:10:54 (18)					00:10:54
	164	1979	<b>WOLCENDORF Jarosław</b> NIEZRZESZONY JAKOOCYCLES					DNS			
	187	1976	<b>STARZYŃSKI Adam</b> NIEZRZESZONY STARZYNSKI.COACH					DNS			

Zawodników / Riders: 20

Ukończyło / Finished: 18

SĘDZIA GŁÓWNY UCI / PRESIDENT OF THE COMMISSAIRES PANEL UCI: Philippe MARIËN (BEL)

KOMISARZ PZKoi / NATIONAL COMMISSAIRE: Marek SOŁTYSIK



2024-11-16 Laskowice Pomorskie (POL)

## ANALIZA WYŚCIGU / RACE ANALYSIS: Masters III / Men Masters (55-64)

Organizator / Organizer: Stowarzyszenie Owocowy Przełaj, Współorganizatorzy: Gmina Jezewo

Okrążenie / Lap distance: 11.2 km

Ilość okrążeń / Laps: 4

Czas startu / Start time: 09:02:00

M-ce Place	Nr No	Rok YoB	Nazwisko i Imię / Drużyna Surname, FirstName / Team	okr. 1 lap 1	okr. 2 lap 2	okr. 3 lap 3	Czas Time	Strata do zw. Str. do poprz.	km/h Avg	Min okr. Max okr.
1.	579	1964	<b>GIERCZAK Krzysztof</b> ZRYW BUSZKOWICZKI	00:09:31 (3) 00:09:31 (3)	00:18:31 (2) 00:08:59 (1)	00:27:28 (1) 00:08:57 (1)	00:36:48 (1) 00:09:19 (1)		18.2	00:08:57 00:09:31
2.	580	1969	<b>CIECIERĘGA Jacek</b> DĘBICKI KLUB KOLARSKI GRYF	00:09:12 (1) 00:09:12 (1)	00:18:27 (1) 00:09:15 (2)	00:27:39 (2) 00:09:11 (2)	00:37:01 (2) 00:09:22 (3)	+00:13 +00:13	18.1	00:09:11 00:09:22
3.	581	1966	<b>JARZĄBEK Tomasz</b> K.S KLIF CHŁAPOWO	00:09:29 (2) 00:09:29 (2)	00:18:53 (3) 00:09:23 (3)	00:28:21 (3) 00:09:28 (3)	00:37:44 (3) 00:09:22 (2)	+00:56 +00:43	17.8	00:09:22 00:09:29
4.	585	1965	<b>STĘKIEL Jerzy</b> NIEZRZESZONY ZLOTA61.PL	00:10:18 (6) 00:10:18 (6)	00:20:18 (6) 00:09:59 (4)	00:30:35 (5) 00:10:17 (5)	00:40:37 (4) 00:10:01 (4)	+03:49 +02:53	16.5	00:09:59 00:10:18
5.	584	1963	<b>MALINOWSKI Jacek</b> NIEZRZESZONY	00:10:09 (4) 00:10:09 (4)	00:20:13 (4) 00:10:04 (5)	00:30:24 (4) 00:10:10 (4)	00:40:49 (5) 00:10:24 (5)	+04:01 +00:12	16.4	00:10:04 00:10:24
6.	583	1969	<b>PONIEWIERSKI Jerzy</b> UCZNIOWSKI KLUB SPORTOWY BIZON BIEGANÓW	00:10:11 (5) 00:10:11 (5)	00:20:17 (5) 00:10:06 (6)	00:31:15 (6) 00:10:58 (6)	00:41:41 (6) 00:10:25 (6)	+04:53 +00:52	16.1	00:10:06 00:10:58
	586	1963	<b>PEREKITKO Krzysztof</b> NIESTOWARZYSZONY				DNS			

Zawodników / Riders: 7

Ukończyło / Finished: 6

SĘDZIA GŁÓWNY UCI / PRESIDENT OF THE COMMISSAIRES PANEL UCI: Philippe MARIËN (BEL)

KOMISARZ PZKoi / NATIONAL COMMISSAIRE: Marek SOŁTYSIĄK



2024-11-16 Laskowice Pomorskie (POL)

## ANALIZA WYŚCIGU / RACE ANALYSIS: Masters IV / Men Masters (65+)

Organizator / Organizer: Stowarzyszenie Owocowy Przełaj, Współorganizatorzy: Gmina Jezewo

Okrążenie / Lap distance: 11.2 km

Ilość okrążeń / Laps: 4

Czas startu / Start time: 09:02:00

M-ce	Nr	Rok	Nazwisko i Imię / Drużyna	okr. 1	okr. 2	okr. 3	Czas	Strata do zw.	km/h	Min okr.
Place	No	YoB	Surname, FirstName / Team	lap 1	lap 2	lap 3	Time	Str. do poprz.	Avg	Max okr.
1.	95	1953	<b>BANASIŃSKI Waldemar</b> NIEZRZESZONY BROWAR FORTUNA	00:09:21 (1)	00:18:40 (1)	00:28:04 (1)	00:37:30 (1)		17.9	00:09:19
2.	98	1958	<b>ZOZULIŃSKI Jan</b> BIKE VIBE TEAM POZNAŃ	00:09:58 (2)	00:19:55 (2)	00:29:50 (2)	00:39:42 (2)	+02:12	16.9	00:09:52
3.	96	1959	<b>KAMIŃSKI Krzysztof</b> NIEZRZESZONY	00:10:14 (3)	00:20:25 (3)	00:30:45 (3)	00:41:19 (3)	+03:49	16.2	00:10:11
4.	97	1952	<b>WALCZAK Zbigniew</b> KLUB KOLARSKI HRMAX OLEŚNICA	00:10:53 (4)	00:22:09 (4)	00:33:42 (4)		-1		00:10:53

Zawodników / Riders: 4

Ukończyło / Finished: 4

SEDZIA GŁÓWNY UCI / PRESIDENT OF THE COMMISSAIRES PANEL UCI: Philippe MARIËN (BEL)

KOMISARZ PZKoi / NATIONAL COMMISSAIRE: Marek SOŁTYSIK



2024-11-16 Laskowice Pomorskie (POL)

## ANALIZA WYŚCIGU / RACE ANALYSIS: Młodzik / U15 Men

Organizator / Organizer: Stowarzyszenie Owocowy Przełaj, Współorganizatorzy: Gmina Jezewo

Okrążenie / Lap distance: 5.6 km

Ilość okrążeń / Laps: 2

Czas startu / Start time: 10:00:00

M-ce Place	Nr No	Rok YoB	Nazwisko i Imię / Drużyna Surname, FirstName / Team	okr. 1 lap 1	Czas Time	Strata do zw. Str. do poprz.	km/h Avg	Min okr. Max okr.
1.	427		2011 <b>DRZEWIECKI Franciszek</b> PHO3NIX CYCLING TEAM	00:08:24 (2) 00:08:24 (2)	00:16:37 (1) 00:08:12 (1)		20.2	00:08:12 00:08:24
2.	426		2011 <b>CZEKAY Norbert</b> LKS POM STRZELCE KRAJEŃSKIE	00:08:22 (1) 00:08:22 (1)	00:16:40 (2) 00:08:17 (2)	+00:03 +00:03	20.1	00:08:17 00:08:22
3.	425		2011 <b>PASTOR Jakub</b> MLUKS VICTORIA JAROCIN	00:08:27 (3) 00:08:27 (3)	00:17:02 (3) 00:08:35 (4)	+00:25 +00:22	19.7	00:08:27 00:08:35
4.	433		2011 <b>KAMIŃSKI Szymon</b> GKS "CARTUSIA" W KARTUZACH BIKE ATELIER	00:08:34 (4) 00:08:34 (4)	00:17:08 (4) 00:08:34 (3)	+00:31 +00:06	19.5	00:08:34 00:08:34
5.	435		2011 <b>PROSZOWSKI Antoni</b> UKKS ORIENS CHOJNÓW	00:08:42 (5) 00:08:42 (5)	00:17:27 (5) 00:08:45 (6)	+00:50 +00:19	19.2	00:08:42 00:08:45
6.	428		2012 <b>KONKOL Cezary</b> GKS "CARTUSIA" W KARTUZACH BIKE ATELIER	00:08:43 (6) 00:08:43 (6)	00:17:29 (6) 00:08:46 (7)	+00:52 +00:02	19.2	00:08:43 00:08:46
7.	461		2011 <b>ZHUK Ivan</b> BELTA TEAM GDAŃSK	00:08:51 (7) 00:08:51 (7)	00:17:34 (7) 00:08:42 (5)	+00:57 +00:05	19.1	00:08:42 00:08:51
8.	431		2012 <b>NOWICKI Tymon</b> WARSZAWSKI KLUB KOLARSKI	00:08:55 (8) 00:08:55 (8)	00:18:00 (8) 00:09:04 (11)	+01:23 +00:26	18.6	00:08:55 00:09:04
9.	430		2011 <b>TYCZKA Kacper</b> GKS "CARTUSIA" W KARTUZACH BIKE ATELIER	00:09:09 (9) 00:09:09 (9)	00:18:09 (9) 00:09:00 (9)	+01:32 +00:09	18.5	00:09:00 00:09:09
10.	437		2011 <b>OWCZAREK Adam</b> UKS KOŹMINIANKA KOŹMINEK	00:09:11 (10) 00:09:11 (10)	00:18:09 (10) 00:08:57 (8)	+01:32 +00:00	18.5	00:08:57 00:09:11
11.	429		2011 <b>LIPIŃSKI Michał</b> KLKS "AZALIA" BRZÓZA KRÓLEWSKA	00:09:20 (16) 00:09:20 (16)	00:18:23 (11) 00:09:03 (10)	+01:46 +00:14	18.2	00:09:03 00:09:20
12.	487		2011 <b>CHMIELARSKI Grzegorz</b> TREK GDYNIA	00:09:13 (11) 00:09:13 (11)	00:18:25 (12) 00:09:12 (13)	+01:48 +00:02	18.2	00:09:12 00:09:13
13.	439		2011 <b>RUSZEL Alan</b> KS DEICHMANN SKSM MAT SOBÓTKA	00:09:15 (14) 00:09:15 (14)	00:18:31 (13) 00:09:15 (14)	+01:54 +00:06	18.1	00:09:15 00:09:15
14.	443		2011 <b>ŁOJEWSKI Jakub</b> KS DEICHMANN SKSM MAT SOBÓTKA	00:09:20 (15) 00:09:20 (15)	00:18:38 (14) 00:09:18 (17)	+02:01 +00:07	18.0	00:09:18 00:09:20



2024-11-16 Laskowice Pomorskie (POL)

## ANALIZA WYŚCIGU / RACE ANALYSIS: Młodzik / U15 Men

M-ce Place	Nr No	Rok YoB	Nazwisko i Imię / Drużyna Surname, FirstName / Team	okr. 1 lap 1	Czas Time	Strata do zw. Str. do poprz.	km/h Avg	Min okr. Max okr.
15.	447	2011	<b>BARANOWSKI Jakub</b> STOWARZYSZENIE KOLARSKI MIKOŁÓW	00:09:14 (13) 00:09:14 (13)	00:18:40 (15) 00:09:26 (21)	+02:03 +00:02	17.9	00:09:14 00:09:26
16.	457	2011	<b>KARAŚ Patryk</b> LKS TRASA ZIELONA GÓRA	00:09:31 (22) 00:09:31 (22)	00:18:41 (16) 00:09:09 (12)	+02:04 +00:01	17.9	00:09:09 00:09:31
17.	436	2011	<b>HERBOWSKI Adam</b> KLUB KOLARSTWA WAŁBRZYCH	00:09:13 (12) 00:09:13 (12)	00:18:41 (17) 00:09:27 (22)	+02:04 +00:00	17.9	00:09:13 00:09:27
18.	446	2012	<b>JÓZWA Aleksander</b> LKS TRASA ZIELONA GÓRA	00:09:30 (21) 00:09:30 (21)	00:18:46 (18) 00:09:15 (15)	+02:09 +00:05	17.8	00:09:15 00:09:30
19.	450	2012	<b>HELMAN Kacper</b> CZKKS KOLEJARZ-JURA CZĘSTOCHOWA	00:09:23 (17) 00:09:23 (17)	00:18:47 (19) 00:09:23 (20)	+02:10 +00:01	17.8	00:09:23 00:09:23
20.	434	2012	<b>KOMENDA Oliwier</b> UKS BIZON BIEGANÓW	00:09:29 (18) 00:09:29 (18)	00:18:47 (20) 00:09:18 (16)	+02:10 +00:00	17.8	00:09:18 00:09:29
21.	455	2011	<b>KLATKA Albert</b> LKK LUKS SŁAWNO	00:09:30 (19) 00:09:30 (19)	00:19:00 (21) 00:09:29 (23)	+02:23 +00:13	17.6	00:09:29 00:09:30
22.	440	2011	<b>BLOKESZ Bartosz</b> AVATAR SILESIA TEAM	00:09:30 (20) 00:09:30 (20)	00:19:04 (22) 00:09:34 (24)	+02:27 +00:04	17.6	00:09:30 00:09:34
23.	442	2011	<b>GAWENDA Bartosz</b> STOWARZYSZENIE KOLARSKI MIKOŁÓW	00:09:46 (25) 00:09:46 (25)	00:19:06 (23) 00:09:19 (18)	+02:29 +00:02	17.5	00:09:19 00:09:46
24.	497	2011	<b>MAŁKOWSKI Stanisław</b> UKS COPERNICUS TORUŃ CCC	00:09:43 (24) 00:09:43 (24)	00:19:06 (24) 00:09:22 (19)	+02:29 +00:00	17.5	00:09:22 00:09:43
25.	438	2012	<b>OSTASZEWSKI Jan</b> UKS "WYGODA" BIAŁYSTOK	00:09:39 (23) 00:09:39 (23)	00:19:38 (25) 00:09:58 (31)	+03:01 +00:32	17.1	00:09:39 00:09:58
26.	448	2012	<b>BIAŁOBŁOCKI Alexander</b> LUDOWY UCZNIOWSKI KLUB KOLARSKI W EŁKU BIAŁOBŁOCKI TEAM EŁK	00:09:55 (26) 00:09:55 (26)	00:19:42 (26) 00:09:46 (28)	+03:05 +00:04	17.0	00:09:46 00:09:55
27.	470	2011	<b>ZDYB Kacper</b> UKS KOŹMINIANKA KOŹMINEK	00:10:07 (28) 00:10:07 (28)	00:19:46 (27) 00:09:39 (25)	+03:09 +00:04	16.9	00:09:39 00:10:07
28.	477	2011	<b>SIKORA Marcel</b> MKS CYCLO KORONA KIELCE BALKER	00:10:11 (32) 00:10:11 (32)	00:19:51 (28) 00:09:40 (26)	+03:14 +00:05	16.9	00:09:40 00:10:11
29.	458	2012	<b>GAJDEK Tymoteusz</b> KLKS "AZALIA" BRZÓZA KRÓLEWSKA	00:10:02 (27) 00:10:02 (27)	00:19:56 (29) 00:09:54 (29)	+03:19 +00:05	16.8	00:09:54 00:10:02
30.	496	2011	<b>CHYLIŃSKI Adam</b> BELTA TEAM GDAŃSK	00:10:20 (33) 00:10:20 (33)	00:20:02 (30) 00:09:42 (27)	+03:25 +00:06	16.7	00:09:42 00:10:20



2024-11-16 Laskowice Pomorskie (POL)

## ANALIZA WYŚCIGU / RACE ANALYSIS: Młodzik / U15 Men

M-ce Place	Nr No	Rok YoB	Nazwisko i Imię / Drużyna Surname, FirstName / Team	okr. 1 lap 1	Czas Time	Strata do zw. Str. do poprz.	km/h Avg	Min okr. Max okr.
31.	491	2012	<b>MISIASZEK Paweł</b> UKS COPERNICUS TORUŃ CCC	00:10:08 (30) 00:10:08 (30)	00:20:13 (31) 00:10:05 (32)	+03:36 +00:11	16.6	00:10:05 00:10:08
32.	486	2011	<b>LABUDA Tymoteusz</b> MKK PSTRENUJ LĘBORK	00:10:07 (29) 00:10:07 (29)	00:20:21 (32) 00:10:13 (36)	+03:44 +00:08	16.5	00:10:07 00:10:13
33.	454	2011	<b>SIUDEK Wiktor</b> STOWARZYSZENIE KOLARSKI MIKOŁÓW	00:10:08 (31) 00:10:08 (31)	00:20:29 (33) 00:10:21 (39)	+03:52 +00:08	16.3	00:10:08 00:10:21
34.	484	2012	<b>CHYŁA Michał</b> BELTA TEAM GDAŃSK	00:10:35 (38) 00:10:35 (38)	00:20:33 (34) 00:09:58 (30)	+03:56 +00:04	16.3	00:09:58 00:10:35
35.	444	2011	<b>CIMASZEWSKI Marcel</b> UKS "WYGODA" BIAŁYSTOK	00:10:34 (37) 00:10:34 (37)	00:20:40 (35) 00:10:06 (33)	+04:03 +00:07	16.2	00:10:06 00:10:34
36.	445	2012	<b>ZAGDAN Piotr</b> MLKS BASZTA BYTÓW	00:10:23 (34) 00:10:23 (34)	00:20:42 (36) 00:10:19 (38)	+04:05 +00:02	16.2	00:10:19 00:10:23
37.	494	2012	<b>RZYMSKI Tymon</b> LKS TRASA ZIELONA GÓRA	00:10:42 (42) 00:10:42 (42)	00:20:56 (37) 00:10:13 (35)	+04:19 +00:14	16.0	00:10:13 00:10:42
38.	475	2012	<b>SZEWCZYK Stanisław</b> LKS TRASA ZIELONA GÓRA	00:10:48 (43) 00:10:48 (43)	00:20:56 (38) 00:10:08 (34)	+04:19 +00:00	16.0	00:10:08 00:10:48
39.	452	2012	<b>KUREK Fryderyk</b> WARSZAWSKI KLUB KOLARSKI	00:10:30 (35) 00:10:30 (35)	00:20:59 (39) 00:10:28 (46)	+04:22 +00:03	16.0	00:10:28 00:10:30
40.	480	2011	<b>LITKOWSKI Alan</b> UKS COPERNICUS TORUŃ / KKS ŁYSOMICE	00:10:32 (36) 00:10:32 (36)	00:21:01 (40) 00:10:29 (47)	+04:24 +00:02	15.9	00:10:29 00:10:32
41.	482	2011	<b>BŁONIAK Marcel</b> UKS COPERNICUS TORUŃ / UKS KOMETA OBROWO	00:10:39 (39) 00:10:39 (39)	00:21:06 (41) 00:10:26 (43)	+04:29 +00:05	15.9	00:10:26 00:10:39
42.	492	2012	<b>KUPKA Karol</b> AVATAR SILESIA TEAM	00:10:48 (44) 00:10:48 (44)	00:21:11 (42) 00:10:22 (41)	+04:34 +00:05	15.8	00:10:22 00:10:48
43.	498	2011	<b>SZWABA Piotr</b> GKS "CARTUSIA" W KARTUZACH BIKE ATELIER	00:10:55 (48) 00:10:55 (48)	00:21:11 (43) 00:10:15 (37)	+04:34 +00:00	15.8	00:10:15 00:10:55
44.	451	2011	<b>SZLEJER Franciszek</b> UKS COPERNICUS TORUŃ CCC	00:10:49 (45) 00:10:49 (45)	00:21:17 (44) 00:10:27 (45)	+04:40 +00:06	15.7	00:10:27 00:10:49
45.	441	2012	<b>KOC Antoni</b> UKS COPERNICUS TORUŃ CCC - SMS TORUŃ	00:10:51 (46) 00:10:51 (46)	00:21:18 (45) 00:10:27 (44)	+04:41 +00:01	15.7	00:10:27 00:10:51
46.	495	2012	<b>PAMUŁA Wojciech</b> GMINNY LUDOWY KLUB SPORTOWY W JAWORZYNIE ŚLĄSKIEJ	00:10:59 (50) 00:10:59 (50)	00:21:20 (46) 00:10:21 (40)	+04:43 +00:02	15.7	00:10:21 00:10:59





2024-11-16 Laskowice Pomorskie (POL)

## ANALIZA WYŚCIGU / RACE ANALYSIS: Młodzik / U15 Men

M-ce Place	Nr No	Rok YoB	Nazwisko i Imię / Drużyna Surname, FirstName / Team	okr. 1 lap 1	Czas Time	Strata do zw. Str. do poprz.	km/h Avg	Min okr. Max okr.
47.	488		2012 <b>CYRSON Mateusz</b> MLKS BASZTA BYTÓW	00:11:04 (53) 00:11:04 (53)	00:21:31 (47) 00:10:26 (42)	+04:54 +00:11	15.6	00:10:26 00:11:04
48.	471		2011 <b>KLATECKI Tymoteusz</b> KS VELOCITY SZEMUD	00:10:53 (47) 00:10:53 (47)	00:21:31 (48) 00:10:37 (49)	+04:54 +00:00	15.6	00:10:37 00:10:53
49.	481		2011 <b>JABŁOŃSKI Maksymilian</b> KS KOŁOWNIK WŁOSZAKOWICE	00:11:00 (51) 00:11:00 (51)	00:21:41 (49) 00:10:40 (50)	+05:04 +00:10	15.4	00:10:40 00:11:00
50.	474		2012 <b>RYCHERT Krzysztof</b> MLKS BASZTA BYTÓW	00:11:09 (56) 00:11:09 (56)	00:21:45 (50) 00:10:35 (48)	+05:08 +00:04	15.4	00:10:35 00:11:09
51.	464		2011 <b>GŁÓWKA Kacper</b> LKS TRASA ZIELONA GÓRA	00:10:41 (41) 00:10:41 (41)	00:21:52 (51) 00:11:11 (56)	+05:15 +00:07	15.3	00:10:41 00:11:11
52.	479		2012 <b>FRANKOWSKI Mateusz</b> UKS KOŹMINIANKA KOŹMINEK	00:11:08 (55) 00:11:08 (55)	00:21:57 (52) 00:10:48 (51)	+05:20 +00:05	15.3	00:10:48 00:11:08
53.	463		2012 <b>OPARA Mikołaj</b> STOWARZYSZENIE KOLARSKI MIKOŁÓW	00:11:02 (52) 00:11:02 (52)	00:21:57 (53) 00:10:55 (52)	+05:20 +00:00	15.3	00:10:55 00:11:02
54.	485		2012 <b>LUTOWSKI Gustaw</b> LKS TRASA ZIELONA GÓRA	00:10:59 (49) 00:10:59 (49)	00:21:57 (54) 00:10:58 (53)	+05:20 +00:00	15.2	00:10:58 00:10:59
55.	466		2011 <b>WOLCZ Damian</b> KS VELOCITY SZEMUD	00:11:21 (57) 00:11:21 (57)	00:22:20 (55) 00:10:59 (54)	+05:43 +00:23	15.0	00:10:59 00:11:21
56.	468		2011 <b>KOZŁOWSKI Wiktor</b> UKS COPERNICUS TORUŃ / UKS KOMETA OBROWO	00:11:05 (54) 00:11:05 (54)	00:22:27 (56) 00:11:21 (57)	+05:50 +00:07	14.9	00:11:05 00:11:21
57.	483		2012 <b>LEŚNIEWSKI Szymon</b> GMINNY LUDOWY KLUB SPORTOWY W JAWORZYNIE ŚLĄSKIEJ	00:11:22 (58) 00:11:22 (58)	00:22:30 (57) 00:11:08 (55)	+05:53 +00:03	14.9	00:11:08 00:11:22
58.	467		2011 <b>TLATLIK Franciszek</b> GRUPA KOLARSKA GLIWICE	00:11:25 (59) 00:11:25 (59)	00:23:14 (58) 00:11:49 (59)	+06:37 +00:44	14.4	00:11:25 00:11:49
59.	478		2011 <b>WIĄZANIA Jakub</b> KS KOŁOWNIK WŁOSZAKOWICE	00:12:04 (60) 00:12:04 (60)	00:23:33 (59) 00:11:29 (58)	+06:56 +00:19	14.2	00:11:29 00:12:04
60.	453		2012 <b>KRAUSE Szymon</b> KLUB SPORTOWY VELOCITY SZEMUD	00:12:11 (61) 00:12:11 (61)	00:24:47 (60) 00:12:36 (60)	+08:10 +01:14	13.5	00:12:11 00:12:36
61.	459		2012 <b>GURZYŃSKI Stanisław</b> UKS COPERNICUS TORUŃ / UKS KOMETA OBROWO	00:12:25 (62) 00:12:25 (62)	00:25:46 (61) 00:13:21 (61)	+09:09 +00:59	13.0	00:12:25 00:13:21
	469		2012 <b>BAGIŃSKI Konstanty</b> UKS COPERNICUS TORUŃ / UKS KOMETA OBROWO	00:10:40 (40) 00:10:40 (40)	DNF			00:10:40 00:10:40



# OWOCOWY PRZEŁAJ

16-11-2024 Laskowice Pomorskie



2024  
VIII Edycja  
UCI



2024





veloart



2024-11-16 Laskowice Pomorskie (POL)

## ANALIZA WYŚCIGU / RACE ANALYSIS: Młodzik / U15 Men

M-ce Place	Nr No	Rok YoB	Nazwisko i Imię / Drużyna Surname, FirstName / Team	okr. 1 lap 1	Czas Time	Strata do zw. Str. do poprz.	km/h Avg	Min okr. Max okr.
	432	 2012	<b>CZEKAŃSKI Karol</b> MG LKS KWISA LUBAŃ		DNS			
	456	 2012	<b>WOŁYNIEC Sławomir</b> LUDOWY UCZNIOWSKI KLUB KOLARSKI W EŁKU BIAŁOBŁOCKI TEAM EŁK		DNS			

Zawodników / Riders: 64

Ukończyło / Finished: 61

SĘDZIA GŁÓWNY UCI / PRESIDENT OF THE COMMISSAIRES PANEL UCI: Philippe MARIËN (BEL)

KOMISARZ PZKOl / NATIONAL COMMISSAIRE: Marek SOŁTYSIAK



2024-11-16 Laskowice Pomorskie (POL)

## ANALIZA WYŚCIGU / RACE ANALYSIS: Młodziczka / U15 Women

Organizator / Organizer: Stowarzyszenie Owocowy Przełaj, Współorganizatorzy: Gmina Jezewo

Okrążenie / Lap distance: 5.6 km

Ilość okrążeń / Laps: 2

Czas startu / Start time: 10:01:00

M-ce Place	Nr No	Rok YoB	Nazwisko i Imię / Drużyna Surname, FirstName / Team	okr. 1 lap 1	Czas Time	Strata do zw. Str. do poprz.	km/h Avg	Min okr. Max okr.
1.	115	2011	<b>PACHOCKA Weronika</b> WARSZAWSKI KLUB KOLARSKI	00:09:19 (1) 00:09:19 (1)	00:18:35 (1) 00:09:15 (1)		18.0	00:09:15 00:09:19
2.	116	2011	<b>ŁYŻWA Oliwia</b> AVATAR SILESIA TEAM	00:09:20 (2) 00:09:20 (2)	00:18:49 (2) 00:09:29 (3)	+00:14 +00:14	17.8	00:09:20 00:09:29
3.	136	2011	<b>PIĘTKA Karolina</b> WARSZAWSKI KLUB KOLARSKI	00:09:39 (5) 00:09:39 (5)	00:19:03 (3) 00:09:23 (2)	+00:28 +00:14	17.6	00:09:23 00:09:39
4.	117	2012	<b>SEKTA Marta</b> AVATAR SILESIA TEAM	00:09:37 (4) 00:09:37 (4)	00:19:20 (4) 00:09:42 (4)	+00:45 +00:17	17.3	00:09:37 00:09:42
5.	119	2012	<b>SKRZYPCZAK Gabriela</b> GKS "CARTUSIA" W KARTUZACH BIKE ATELIER	00:09:34 (3) 00:09:34 (3)	00:19:21 (5) 00:09:47 (5)	+00:46 +00:01	17.3	00:09:34 00:09:47
6.	114	2011	<b>MACHOWSKA Kaja</b> UKS COPERNICUS TORUŃ CCC	00:09:45 (6) 00:09:45 (6)	00:19:37 (6) 00:09:51 (6)	+01:02 +00:16	17.1	00:09:45 00:09:51
7.	118	2011	<b>BRYTAN Zuzanna</b> GKS "CARTUSIA" W KARTUZACH BIKE ATELIER	00:09:56 (8) 00:09:56 (8)	00:19:53 (7) 00:09:57 (7)	+01:18 +00:16	16.8	00:09:56 00:09:57
8.	123	2012	<b>SIERADZKA Weronika</b> UKS KOŹMINIANKA KOŹMINEK	00:10:00 (9) 00:10:00 (9)	00:20:01 (8) 00:10:01 (8)	+01:26 +00:08	16.7	00:10:00 00:10:01
9.	122	2011	<b>SPILOK Aleksandra</b> NIEZRZESZONA	00:09:50 (7) 00:09:50 (7)	00:20:07 (9) 00:10:16 (9)	+01:32 +00:06	16.7	00:09:50 00:10:16
10.	120	2011	<b>SUPIŃSKA Anna</b> UCZNIOWSKI KLUB KOLARSKI PROSTKI	00:10:19 (10) 00:10:19 (10)	00:20:58 (10) 00:10:38 (11)	+02:23 +00:51	16.0	00:10:19 00:10:38
11.	127	2012	<b>SONNENBERG Zofia</b> KOLARSKI KLUB SPORTOWIEC PIŁA	00:10:40 (11) 00:10:40 (11)	00:21:16 (11) 00:10:35 (10)	+02:41 +00:18	15.7	00:10:35 00:10:40
12.	137	2011	<b>ZELCER Zuzanna</b> ALKS STAL GRUDZIĄDZ SK OSIR GOLUB-DOBRZYŃ	00:10:42 (12) 00:10:42 (12)	00:21:30 (12) 00:10:48 (12)	+02:55 +00:14	15.6	00:10:42 00:10:48
13.	126	2012	<b>RYŻKO Łucja</b> WARSZAWSKI KLUB KOLARSKI	00:10:54 (14) 00:10:54 (14)	00:21:52 (13) 00:10:57 (13)	+03:17 +00:22	15.3	00:10:54 00:10:57
14.	133	2011	<b>OLSZEWSKA Helena</b> UKS COPERNICUS TORUŃ / KLUB KOLARSKI WILKI LASKOWICE	00:10:59 (17) 00:10:59 (17)	00:21:57 (14) 00:10:58 (14)	+03:22 +00:05	15.3	00:10:58 00:10:59



2024-11-16 Laskowice Pomorskie (POL)

## ANALIZA WYŚCIGU / RACE ANALYSIS: Młodziczka / U15 Women

M-ce Place	Nr No	Rok YoB	Nazwisko i Imię / Drużyna Surname, FirstName / Team	okr. 1 lap 1	Czas Time	Strata do zw. Str. do poprz.	km/h Avg	Min okr. Max okr.
15.	124	 2011	<b>RAPIOR Maja</b> AVATAR SILESIA TEAM	<b>00:10:47 (13)</b> 00:10:47 (13)	<b>00:22:04 (15)</b> 00:11:16 (16)	<b>+03:29</b> +00:07	15.2	00:10:47 00:11:16
16.	130	 2012	<b>JONA Maja</b> GRUPA KOLARSKA GLIWICE	<b>00:10:55 (15)</b> 00:10:55 (15)	<b>00:22:11 (16)</b> 00:11:16 (15)	<b>+03:36</b> +00:07	15.1	00:10:55 00:11:16
17.	121	 2011	<b>MUDLAFF Maja</b> K.S KLIF CHŁAPOWO	<b>00:10:57 (16)</b> 00:10:57 (16)	<b>00:22:23 (17)</b> 00:11:26 (18)	<b>+03:48</b> +00:12	15.0	00:10:57 00:11:26
18.	125	 2011	<b>WIŚNIEWSKA Roksana</b> GKS "CARTUSIA" W KARTUZACH BIKE ATELIER	<b>00:11:10 (18)</b> 00:11:10 (18)	<b>00:22:33 (18)</b> 00:11:22 (17)	<b>+03:58</b> +00:10	14.8	00:11:10 00:11:22
19.	128	 2012	<b>KACHNIARZ Urszula</b> UKS COPERNICUS TORUŃ CCC	<b>00:11:14 (19)</b> 00:11:14 (19)	<b>00:23:00 (19)</b> 00:11:45 (19)	<b>+04:25</b> +00:27	14.6	00:11:14 00:11:45
20.	131	 2011	<b>KOZDRYK Lidia</b> WMKS OLSZTYN SZKÓŁKA KOLARSKA W STAWIGUDZIE	<b>00:11:21 (20)</b> 00:11:21 (20)	<b>00:23:14 (20)</b> 00:11:53 (20)	<b>+04:39</b> +00:14	14.4	00:11:21 00:11:53
21.	129	 2012	<b>ŚWIERCZYŃSKA Zuzanna</b> LKK LUKS SŁAWNO	<b>00:11:52 (21)</b> 00:11:52 (21)	<b>00:24:19 (21)</b> 00:12:27 (21)	<b>+05:44</b> +01:05	13.8	00:11:52 00:12:27
22.	132	 2011	<b>LUTKIEWICZ Hanna</b> UKS CYKLIŚCI RYPIN	<b>00:12:55 (22)</b> 00:12:55 (22)	<b>00:26:07 (22)</b> 00:13:12 (22)	<b>+07:32</b> +01:48	12.8	00:12:55 00:13:12
23.	138	 2012	<b>ZHUK Mariia</b> BELTA TEAM GDAŃSK	<b>00:13:41 (23)</b> 00:13:41 (23)	<b>00:27:35 (23)</b> 00:13:54 (23)	<b>+09:00</b> +01:28	12.1	00:13:41 00:13:54

Zawodników / Riders: 23

Ukończyło / Finished: 23

SĘDZIA GŁÓWNY UCI / PRESIDENT OF THE COMMISSAIRES PANEL UCI: Philippe MARIËN (BEL)

KOMISARZ PZKoi / NATIONAL COMMISSAIRE: Marek SOŁTYSIĄK



2024-11-16 Laskowice Pomorskie (POL)

## ANALIZA WYŚCIGU / RACE ANALYSIS: Żak / U13 Men

Organizator / Organizer: Stowarzyszenie Owocowy Przełaj, Współorganizatorzy: Gmina Jezewo

Okrążenie / Lap distance: 2.8 km

Ilość okrążeń / Laps: 1

Czas startu / Start time: 10:02:00

M-ce Place	Nr No	Rok YoB	Nazwisko i Imię / Drużyna Surname, FirstName / Team	okr. 1 lap 1	Czas Time	Strata do zw. Str. do poprz.	km/h Avg	Min okr. Max okr.
1.	51	2013	ŁĄCZKIEWICZ Igor UKS KOŹMINIANKA KOŹMINEK	00:09:07 (1) 00:09:07 (1)	00:09:07 (1)		18.4	00:09:07 00:09:07
2.	52	2013	JĘDRZEJEWSKI Jan JKK JELENIOGÓRSKI KLUB KOLARSKI	00:09:11 (2) 00:09:11 (2)	00:09:11 (2)	+00:04 +00:04	18.2	00:09:11 00:09:11
3.	58	2013	TUREK Kajetan K.S KLIF CHŁAPOWO	00:09:33 (3) 00:09:33 (3)	00:09:33 (3)	+00:26 +00:22	17.5	00:09:33 00:09:33
4.	53	2013	BAK Tymoteusz LKS "BRYKSJUSZ" GOŚCIECIN	00:09:44 (4) 00:09:44 (4)	00:09:44 (4)	+00:37 +00:11	17.2	00:09:44 00:09:44
5.	56	2013	POLAŃSKI Franciszek STOWARZYSZENIE KOLARSKI MIKOŁÓW	00:10:03 (5) 00:10:03 (5)	00:10:03 (5)	+00:56 +00:19	16.7	00:10:03 00:10:03
6.	60	2013	KREFTA Aleksander MKK PSTRENUJ LĘBORK	00:10:09 (6) 00:10:09 (6)	00:10:09 (6)	+01:02 +00:06	16.5	00:10:09 00:10:09
7.	80	2014	FRYDRYCHOWICZ Franciszek BELTA TEAM GDAŃSK	00:10:17 (7) 00:10:17 (7)	00:10:17 (7)	+01:10 +00:08	16.3	00:10:17 00:10:17
8.	64	2014	LUSZKA Jan WARSZAWSKI KLUB KOLARSKI	00:10:19 (8) 00:10:19 (8)	00:10:19 (8)	+01:12 +00:02	16.2	00:10:19 00:10:19
9.	59	2013	BARANOWSKI Mikołaj STOWARZYSZENIE KOLARSKI MIKOŁÓW	00:10:31 (9) 00:10:31 (9)	00:10:31 (9)	+01:24 +00:12	15.9	00:10:31 00:10:31
10.	72	2013	CHMIELEWSKI Jakub GMINNY LUDOWY KLUB SPORTOWY W JAWORZYNIE ŚLĄSKIEJ	00:10:36 (10) 00:10:36 (10)	00:10:36 (10)	+01:29 +00:05	15.8	00:10:36 00:10:36
11.	61	2013	LEWANDOWSKI Jan GRUPA KOLARSKA WIKTORIA RYBNIK	00:10:37 (11) 00:10:37 (11)	00:10:37 (11)	+01:30 +00:01	15.8	00:10:37 00:10:37
12.	54	2013	DOMINIK Brunon K.S KLIF CHŁAPOWO	00:10:42 (12) 00:10:42 (12)	00:10:42 (12)	+01:35 +00:05	15.6	00:10:42 00:10:42
13.	62	2013	SIUDEK Bruno STOWARZYSZENIE KOLARSKI MIKOŁÓW	00:10:44 (13) 00:10:44 (13)	00:10:44 (13)	+01:37 +00:02	15.6	00:10:44 00:10:44
14.	89	2013	BAKALAREK Mateusz KLUB KOLARSKI ZIEMIA KOŁOBZESKA	00:10:44 (14) 00:10:44 (14)	00:10:44 (14)	+01:37 +00:00	15.6	00:10:44 00:10:44



2024-11-16 Laskowice Pomorskie (POL)

## ANALIZA WYŚCIGU / RACE ANALYSIS: Żak / U13 Men

M-ce Place	Nr No	Rok YoB	Nazwisko i Imię / Drużyna Surname, FirstName / Team	okr. 1 lap 1	Czas Time	Strata do zw. Str. do poprz.	km/h Avg	Min okr. Max okr.
15.	66	2014	<b>MAŁEK Oliwier</b> CZKKS KOLEJARZ-JURA CZĘSTOCHOWA	00:10:47 (15) 00:10:47 (15)	00:10:47 (15)	+01:40 +00:03	15.5	00:10:47 00:10:47
16.	50	2013	<b>DĄBROWSKI Maksymilian</b> BELTA TEAM GDAŃSK	00:10:55 (16) 00:10:55 (16)	00:10:55 (16)	+01:48 +00:08	15.3	00:10:55 00:10:55
17.	67	2013	<b>KACZMARCZYK Filip</b> MSR MRAĞOWO	00:10:55 (17) 00:10:55 (17)	00:10:55 (17)	+01:48 +00:00	15.3	00:10:55 00:10:55
18.	73	2013	<b>KASZEWSKI Filip</b> LKK LUKS SŁAWNO	00:11:01 (18) 00:11:01 (18)	00:11:01 (18)	+01:54 +00:06	15.2	00:11:01 00:11:01
19.	74	2013	<b>PRZYBYLSKI Piotr</b> KK TARNOVIA TARNOWO PODGÓRNE	00:11:02 (19) 00:11:02 (19)	00:11:02 (19)	+01:55 +00:01	15.2	00:11:02 00:11:02
20.	68	2013	<b>PIWKO Stanisław</b> UCZNIOWSKI KLUB KOLARSKI PROSTKI	00:11:09 (20) 00:11:09 (20)	00:11:09 (20)	+02:02 +00:07	15.0	00:11:09 00:11:09
21.	85	2013	<b>KUCIKIEWICZ Jakub</b> UCZNIOWSKI KLUB SPORTOWY BIZON BIEGANÓW	00:11:12 (21) 00:11:12 (21)	00:11:12 (21)	+02:05 +00:03	14.9	00:11:12 00:11:12
22.	79	2013	<b>FORMELA Florian</b> MKK PSTRENUJ LĘBORK	00:11:14 (22) 00:11:14 (22)	00:11:14 (22)	+02:07 +00:02	14.9	00:11:14 00:11:14
23.	77	2014	<b>SZLEJER Antoni</b> UKS COPERNICUS TORUŃ CCC	00:11:18 (23) 00:11:18 (23)	00:11:18 (23)	+02:11 +00:04	14.8	00:11:18 00:11:18
24.	91	2013	<b>HRYCYK Oskar</b> MKK PSTRENUJ LĘBORK	00:11:25 (24) 00:11:25 (24)	00:11:25 (24)	+02:18 +00:07	14.7	00:11:25 00:11:25
25.	69	2013	<b>KALISZUK Maciej</b> K.S KLIF CHŁAPOWO	00:11:27 (25) 00:11:27 (25)	00:11:27 (25)	+02:20 +00:02	14.6	00:11:27 00:11:27
26.	71	2013	<b>MAJCHEREK Filip</b> KS KOŁOWNIK WŁOSZAKOWICE	00:11:29 (26) 00:11:29 (26)	00:11:29 (26)	+02:22 +00:02	14.6	00:11:29 00:11:29
27.	75	2014	<b>WOLYNIEC Franciszek</b> LUDOWY UCZNIOWSKI KLUB KOLARSKI W ELKU BIAŁOBŁOCKI TEAM ELK	00:11:40 (27) 00:11:40 (27)	00:11:40 (27)	+02:33 +00:11	14.3	00:11:40 00:11:40
28.	93	2013	<b>CEMBOR Aleksander</b> BELTA TEAM GDAŃSK	00:12:01 (28) 00:12:01 (28)	00:12:01 (28)	+02:54 +00:21	13.9	00:12:01 00:12:01
29.	63	2014	<b>JĘCEK Jan</b> K.S KLIF CHŁAPOWO	00:12:20 (29) 00:12:20 (29)	00:12:20 (29)	+03:13 +00:19	13.6	00:12:20 00:12:20
30.	90	2013	<b>ZABOROWICZ Jan</b> BELTA TEAM GDAŃSK	00:12:27 (30) 00:12:27 (30)	00:12:27 (30)	+03:20 +00:07	13.4	00:12:27 00:12:27



# OWOCOWY PRZEŁAJ

16-11-2024 Laskowice Pomorskie



2024  
VIII Edycja  
UCI



2024



veloart



2024-11-16 Laskowice Pomorskie (POL)

## ANALIZA WYŚCIGU / RACE ANALYSIS: Żak / U13 Men

M-ce Place	Nr No	Rok YoB	Nazwisko i Imię / Drużyna Surname, FirstName / Team	okr. 1 lap 1	Czas Time	Strata do zw. Str. do poprz.	km/h Avg	Min okr. Max okr.
31.	83	2013	<b>KREJA Dominik</b> UKS COPERNICUS TORUŃ / KLUB KOLARSKI WILKI LASKOWICE	00:12:30 (31) 00:12:30 (31)	00:12:30 (31)	+03:23 +00:03	13.4	00:12:30 00:12:30
32.	92	2013	<b>OCHOCIŃSKI Jeremi</b> KK TARNOVIA TARNOWO PODGÓRNE	00:13:10 (32) 00:13:10 (32)	00:13:10 (32)	+04:03 +00:40	12.7	00:13:10 00:13:10
33.	82	2013	<b>SERKOWSKI Franciszek</b> GKS "CARTUSIA" W KARTUZACH BIKE ATELIER	00:13:45 (33) 00:13:45 (33)	00:13:45 (33)	+04:38 +00:35	12.2	00:13:45 00:13:45
34.	78	2014	<b>SZWABA Wojciech</b> GKS "CARTUSIA" W KARTUZACH BIKE ATELIER	00:14:13 (34) 00:14:13 (34)	00:14:13 (34)	+05:06 +00:28	11.8	00:14:13 00:14:13
	76	2014	<b>ROMANOWSKI Ignacy</b> LUDOWY UCZNIOWSKI KLUB KOLARSKI W EŁKU BIAŁOBŁOCKI TEAM EŁK		DNS			
	88	2014	<b>BARANOWSKI Sebastian</b> STOWARZYSZENIE KOLARSKI MIKOŁÓW		DNS			

Zawodników / Riders: 36

Ukończyło / Finished: 34

SĘDZIA GŁÓWNY UCI / PRESIDENT OF THE COMMISSAIRES PANEL UCI: Philippe MARIËN (BEL)

KOMISARZ PZKoi / NATIONAL COMMISSAIRE: Marek SOŁTYSIAK



2024-11-16 Laskowice Pomorskie (POL)

## ANALIZA WYŚCIGU / RACE ANALYSIS: Żakini / U13 Women

Organizator / Organizer: Stowarzyszenie Owocowy Przełaj, Współorganizatorzy: Gmina Jeżewo

Okrążenie / Lap distance: 2.8 km

Ilość okrążeń / Laps: 1

Czas startu / Start time: 10:03:00

M-ce Place	Nr No	Rok YoB	Nazwisko i Imię / Drużyna Surname, FirstName / Team	okr. 1 lap 1	Czas Time	Strata do zw. Str. do poprz.	km/h Avg	Min okr. Max okr.
1.	251	2013	<b>BŁAZUCKA Zuzanna</b> NIEZRZESZONA /CNC-WARSZAWA BLAZE TECHNOLOGY	00:09:56 (1) 00:09:56 (1)	00:09:56 (1)		16.8	00:09:56 00:09:56
2.	248	2014	<b>SZCZEPAŃSKA Anna</b> GMINNY LUDOWY KLUB SPORTOWY W JAWORZYNIE ŚLĄSKIEJ	00:10:44 (2) 00:10:44 (2)	00:10:44 (2)	+00:48 +00:48	15.6	00:10:44 00:10:44
3.	252	2014	<b>KOLASZT Maja</b> GKS "CARTUSIA" W KARTUZACH BIKE ATELIER	00:11:04 (3) 00:11:04 (3)	00:11:04 (3)	+01:08 +00:20	15.1	00:11:04 00:11:04
4.	254	2013	<b>KOBYLIŃSKA Pola</b> KLUB KOLARSKI ZIEMIA KOŁOBRZESKA	00:11:16 (4) 00:11:16 (4)	00:11:16 (4)	+01:20 +00:12	14.9	00:11:16 00:11:16
5.	255	2014	<b>ROMANIK Nadia</b> K.S KLIF CHŁAPOWO	00:11:57 (5) 00:11:57 (5)	00:11:57 (5)	+02:01 +00:41	14.0	00:11:57 00:11:57
6.	253	2014	<b>BOLDA Natalia</b> K.S KLIF CHŁAPOWO	00:12:10 (6) 00:12:10 (6)	00:12:10 (6)	+02:14 +00:13	13.7	00:12:10 00:12:10
7.	256	2013	<b>KWAŚNIAK Bianka</b> UKS COPERNICUS TORUŃ / KLUB KOLARSKI WILKI LASKOWICE	00:12:29 (7) 00:12:29 (7)	00:12:29 (7)	+02:33 +00:19	13.4	00:12:29 00:12:29
8.	259	2013	<b>JANIKOWSKA Alicja</b> KK TARNOVIA TARNOWO PODGÓRNE	00:12:58 (8) 00:12:58 (8)	00:12:58 (8)	+03:02 +00:29	12.9	00:12:58 00:12:58
9.	250	2014	<b>ŁOWISZ Laura</b> CZKKS KOLEJARZ-JURA CZĘSTOCHOWA	00:13:50 (9) 00:13:50 (9)	00:13:50 (9)	+03:54 +00:52	12.1	00:13:50 00:13:50
10.	257	2013	<b>KRÓL Zofia</b> UKS COPERNICUS TORUŃ / UKS KOMETA OBROWO	00:14:31 (10) 00:14:31 (10)	00:14:31 (10)	+04:35 +00:41	11.5	00:14:31 00:14:31

Zawodników / Riders: 10

Ukończyło / Finished: 10

SĘDZIA GŁÓWNY UCI / PRESIDENT OF THE COMMISSAIRES PANEL UCI: Philippe MARIËN (BEL)

KOMISARZ PZKoi / NATIONAL COMMISSAIRE: Marek SOŁTYSIAK





2024-11-16 Laskowice Pomorskie (POL)















## ANALIZA WYŚCIGU / RACE ANALYSIS: Junior Młodszy / U17 Men

Organizator / Organizer: Stowarzyszenie Owocowy Przełaj, Współorganizatorzy: Gmina Jezewo

Okrążenie / Lap distance: 11.2 km

Ilość okrążeń / Laps: 4

Czas startu / Start time: 10:30:00

M-ce Place	Nr No	Rok YoB	Nazwisko i Imię / Drużyna Surname, FirstName / Team	okr. 1 lap 1	okr. 2 lap 2	okr. 3 lap 3	Czas Time	Strata do zw. Str. do poprz.	km/h Avg	Min okr. Max okr.
1.	504	 2009	<b>STRUZIK Michał</b> WARSZAWSKI KLUB KOLARSKI	00:08:05 (1) 00:08:05 (1)	00:15:50 (1) 00:07:45 (2)	00:23:29 (1) 00:07:38 (1)	00:31:18 (1) 00:07:49 (1)		21.4	00:07:38 00:08:05
2.	502	 2009	<b>BLOKESZ Hubert</b> AVATAR SILESIA TEAM	00:08:05 (2) 00:08:05 (2)	00:15:51 (3) 00:07:45 (3)	00:23:37 (2) 00:07:45 (2)	00:31:32 (2) 00:07:55 (2)	+00:14 +00:14	21.3	00:07:45 00:08:05
3.	500	 2010	<b>KLACZKOWSKI Mikołaj</b> KLKS "AZALIA" BRZÓZA KRÓLEWSKA	00:08:05 (3) 00:08:05 (3)	00:15:51 (2) 00:07:45 (1)	00:23:43 (3) 00:07:52 (3)	00:31:49 (3) 00:08:05 (3)	+00:31 +00:17	21.1	00:07:45 00:08:05
4.	507	 2009	<b>GÓRKA Igor</b> AVATAR SILESIA TEAM	00:08:07 (4) 00:08:07 (4)	00:16:13 (4) 00:08:06 (6)	00:24:27 (4) 00:08:13 (6)	00:32:33 (4) 00:08:06 (4)	+01:15 +00:44	20.6	00:08:06 00:08:13
5.	541	 2010	<b>DABUŠINSKAS Jokūbas</b> LITHUANIAN CX NATIONAL TEAM	00:08:21 (7) 00:08:21 (7)	00:16:26 (6) 00:08:04 (4)	00:24:27 (5) 00:08:01 (4)	00:32:40 (5) 00:08:12 (6)	+01:22 +00:07	20.5	00:08:01 00:08:21
6.	515	 2009	<b>ROGALSKI Maciej</b> K.S KLIF CHŁAPOWO	00:08:21 (6) 00:08:21 (6)	00:16:26 (7) 00:08:05 (5)	00:24:37 (6) 00:08:10 (5)	00:32:45 (6) 00:08:08 (5)	+01:27 +00:05	20.5	00:08:05 00:08:21
7.	501	 2009	<b>CIERPICKI Wojciech</b> STARGARDZKIE TOWARZYSTWO CYKLISTÓW	00:08:08 (5) 00:08:08 (5)	00:16:17 (5) 00:08:09 (7)	00:24:51 (7) 00:08:33 (13)	00:33:20 (7) 00:08:29 (12)	+02:02 +00:35	20.1	00:08:08 00:08:33
8.	509	 2009	<b>KASZA Tobiasz</b> DK GWARKI	00:08:48 (17) 00:08:48 (17)	00:17:02 (10) 00:08:14 (8)	00:25:21 (10) 00:08:19 (7)	00:33:35 (8) 00:08:13 (7)	+02:17 +00:15	20.0	00:08:13 00:08:48
9.	511	 2009	<b>LINOWSKI Mikołaj</b> MSR MRAĞOWO	00:08:36 (13) 00:08:36 (13)	00:16:57 (9) 00:08:21 (9)	00:25:18 (9) 00:08:20 (8)	00:33:44 (9) 00:08:26 (10)	+02:26 +00:09	19.9	00:08:20 00:08:36
10.	505	 2009	<b>KUCZYŃSKI Miłosz</b> UCZNIOWSKI KLUB KOLARSKI PROSTKI	00:08:24 (8) 00:08:24 (8)	00:16:45 (8) 00:08:21 (10)	00:25:17 (8) 00:08:31 (10)	00:33:50 (10) 00:08:32 (15)	+02:32 +00:06	19.8	00:08:21 00:08:32
11.	513	 2010	<b>SONNENBERG Wojciech</b> ALKS STAL GRUDZIĄDZ BIG STAR HUGE	00:08:35 (12) 00:08:35 (12)	00:17:07 (13) 00:08:31 (13)	00:25:46 (12) 00:08:38 (17)	00:34:12 (11) 00:08:26 (9)	+02:54 +00:22	19.6	00:08:26 00:08:38
12.	517	 2010	<b>BRACHACZEK Stanisław</b> UKS KRUPIŃSKI SUSZEC	00:08:38 (14) 00:08:38 (14)	00:17:04 (11) 00:08:26 (11)	00:25:45 (11) 00:08:41 (19)	00:34:17 (12) 00:08:31 (14)	+02:59 +00:05	19.5	00:08:26 00:08:41
13.	508	 2010	<b>WIERZBICKI Witold</b> LKS TRASA ZIELONA GÓRA	00:08:31 (10) 00:08:31 (10)	00:17:16 (15) 00:08:44 (21)	00:25:52 (14) 00:08:36 (16)	00:34:19 (13) 00:08:26 (11)	+03:01 +00:02	19.5	00:08:26 00:08:44
14.	518	 2009	<b>KRAUZ Denis</b> UKS BIZON BIEGANÓW	00:08:48 (19) 00:08:48 (19)	00:17:15 (14) 00:08:27 (12)	00:25:48 (13) 00:08:32 (11)	00:34:19 (14) 00:08:30 (13)	+03:01 +00:00	19.5	00:08:27 00:08:48



2024-11-16 Laskowice Pomorskie (POL)

## ANALIZA WYŚCIGU / RACE ANALYSIS: Junior Młodszy / U17 Men

M-ce	Nr	Rok	Nazwisko i Imię / Drużyna	okr. 1	okr. 2	okr. 3	Czas	Strata do zw.	km/h	Min okr.
Place	No	YoB	Surname, FirstName / Team	lap 1	lap 2	lap 3	Time	Str. do poprz.	Avg	Max okr.
15.	516		2009 <b>BĄCIK Jakub</b> K.S KLIF CHŁAPOWO	<b>00:08:48 (16)</b> 00:08:48 (16)	<b>00:17:23 (16)</b> 00:08:35 (15)	<b>00:25:58 (15)</b> 00:08:35 (14)	<b>00:34:44 (15)</b> 00:08:46 (25)	<b>+03:26</b> +00:25	19.3	00:08:35 00:08:48
16.	503		2009 <b>SADOWSKI Alan</b> LUKS ETB TEAM W GŁOGOWIE	<b>00:08:57 (25)</b> 00:08:57 (25)	<b>00:17:37 (19)</b> 00:08:39 (18)	<b>00:26:08 (16)</b> 00:08:31 (9)	<b>00:34:50 (16)</b> 00:08:41 (22)	<b>+03:32</b> +00:06	19.2	00:08:31 00:08:57
17.	510		2009 <b>KOC Franciszek</b> UKS COPERNICUS TORUŃ CCC - SMS TORUŃ	<b>00:08:54 (24)</b> 00:08:54 (24)	<b>00:17:26 (17)</b> 00:08:32 (14)	<b>00:26:10 (18)</b> 00:08:44 (22)	<b>00:34:54 (17)</b> 00:08:43 (24)	<b>+03:36</b> +00:04	19.2	00:08:32 00:08:54
18.	522		2010 <b>JACKOWIAK Stanisław</b> UKS COPERNICUS TORUŃ CCC - SMS TORUŃ	<b>00:08:52 (21)</b> 00:08:52 (21)	<b>00:17:31 (18)</b> 00:08:39 (17)	<b>00:26:17 (19)</b> 00:08:45 (23)	<b>00:34:58 (18)</b> 00:08:41 (21)	<b>+03:40</b> +00:04	19.2	00:08:39 00:08:52
19.	533		2010 <b>BOJNAROWICZ Oliwier</b> KS DEICHMANN SKSM MAT SOBÓTKA	<b>00:08:50 (20)</b> 00:08:50 (20)	<b>00:17:43 (20)</b> 00:08:53 (27)	<b>00:26:24 (20)</b> 00:08:41 (20)	<b>00:35:05 (19)</b> 00:08:40 (20)	<b>+03:47</b> +00:07	19.1	00:08:40 00:08:53
20.	558		2010 <b>JANIKOWSKI Leon</b> KK TARNOVIA TARNOWO PODGÓRNE	<b>00:09:05 (28)</b> 00:09:05 (28)	<b>00:17:51 (24)</b> 00:08:46 (23)	<b>00:26:32 (21)</b> 00:08:40 (18)	<b>00:35:06 (20)</b> 00:08:34 (16)	<b>+03:48</b> +00:01	19.1	00:08:34 00:09:05
21.	526		2009 <b>HUZARSKI Błażej</b> KS DEICHMANN SKSM MAT SOBÓTKA	<b>00:08:35 (11)</b> 00:08:35 (11)	<b>00:18:02 (27)</b> 00:09:26 (45)	<b>00:26:37 (23)</b> 00:08:35 (15)	<b>00:35:15 (21)</b> 00:08:37 (18)	<b>+03:57</b> +00:09	19.0	00:08:35 00:09:26
22.	532		2010 <b>PIETRZAK Miłosz</b> UKS KRUPIŃSKI SUSZEC	<b>00:09:12 (31)</b> 00:09:12 (31)	<b>00:17:54 (25)</b> 00:08:41 (20)	<b>00:26:41 (25)</b> 00:08:46 (24)	<b>00:35:18 (22)</b> 00:08:37 (19)	<b>+04:00</b> +00:03	19.0	00:08:37 00:09:12
23.	521		2010 <b>KOCZANOWICZ Paweł</b> WARSZAWSKI KLUB KOLARSKI	<b>00:08:48 (18)</b> 00:08:48 (18)	<b>00:18:27 (35)</b> 00:09:38 (51)	<b>00:27:00 (28)</b> 00:08:33 (12)	<b>00:35:20 (23)</b> 00:08:20 (8)	<b>+04:02</b> +00:02	19.0	00:08:20 00:09:38
24.	529		2009 <b>KOKOCIŃSKI Maciej</b> LKS TRASA ZIELONA GÓRA	<b>00:09:17 (36)</b> 00:09:17 (36)	<b>00:17:57 (26)</b> 00:08:40 (19)	<b>00:26:40 (24)</b> 00:08:42 (21)	<b>00:35:22 (24)</b> 00:08:42 (23)	<b>+04:04</b> +00:02	18.9	00:08:40 00:09:17
25.	520		2010 <b>MARCINIEC Igor</b> UKKS ORIENS CHOJNÓW	<b>00:08:53 (23)</b> 00:08:53 (23)	<b>00:17:43 (21)</b> 00:08:50 (24)	<b>00:26:35 (22)</b> 00:08:52 (26)	<b>00:35:24 (25)</b> 00:08:48 (28)	<b>+04:06</b> +00:02	18.9	00:08:48 00:08:53
26.	574		2009 <b>POŚPIESZNY Maciek</b> MKK PSTRENUJ LĘBORK	<b>00:09:26 (37)</b> 00:09:26 (37)	<b>00:18:11 (33)</b> 00:08:45 (22)	<b>00:27:02 (29)</b> 00:08:50 (25)	<b>00:35:38 (26)</b> 00:08:36 (17)	<b>+04:20</b> +00:14	18.8	00:08:36 00:09:26
27.	506		2010 <b>GOSŁAWSKI Antoni</b> K.S KLIF CHŁAPOWO	<b>00:08:39 (15)</b> 00:08:39 (15)	<b>00:17:51 (23)</b> 00:09:12 (38)	<b>00:26:45 (26)</b> 00:08:53 (28)	<b>00:35:54 (27)</b> 00:09:09 (37)	<b>+04:36</b> +00:16	18.7	00:08:39 00:09:12
28.	519		2009 <b>TRAWNIK Filip</b> UKS KOŹMINIANKA KOŹMINEK	<b>00:08:52 (22)</b> 00:08:52 (22)	<b>00:17:49 (22)</b> 00:08:56 (28)	<b>00:26:55 (27)</b> 00:09:06 (33)	<b>00:35:58 (28)</b> 00:09:02 (33)	<b>+04:40</b> +00:04	18.6	00:08:52 00:09:06
29.	530		2010 <b>KULAS Wiktor</b> MLKS BASZTA BYTÓW	<b>00:09:15 (33)</b> 00:09:15 (33)	<b>00:18:08 (31)</b> 00:08:52 (26)	<b>00:27:14 (31)</b> 00:09:06 (34)	<b>00:36:02 (29)</b> 00:08:47 (27)	<b>+04:44</b> +00:04	18.6	00:08:47 00:09:15
30.	569		2010 <b>ZAJĄCZKOWSKI Tymon</b> LKS TRASA ZIELONA GÓRA	<b>00:09:16 (34)</b> 00:09:16 (34)	<b>00:18:07 (30)</b> 00:08:50 (25)	<b>00:27:07 (30)</b> 00:09:00 (29)	<b>00:36:06 (30)</b> 00:08:58 (31)	<b>+04:48</b> +00:04	18.6	00:08:50 00:09:16



2024-11-16 Laskowice Pomorskie (POL)

## ANALIZA WYŚCIGU / RACE ANALYSIS: Junior Młodszy / U17 Men

M-ce	Nr	Rok	Nazwisko i Imię / Drużyna	okr. 1	okr. 2	okr. 3	Czas	Strata do zw.	km/h	Min okr.
Place	No	YoB	Surname, FirstName / Team	lap 1	lap 2	lap 3	Time	Str. do poprz.	Avg	Max okr.
31.	512		2010 <b>WRONA Stanisław</b> KS DEICHMANN SKSM MAT SOBÓTKA	00:08:29 (9) 00:08:29 (9)	00:17:06 (12) 00:08:37 (16)	00:26:09 (17) 00:09:02 (30)	00:36:10 (31) 00:10:01 (54)	+04:52 +00:04	18.5	00:08:29 00:10:01
32.	514		2009 <b>KACZMAREK Antoni</b> MLUKS VICTORIA JAROCIN	00:09:35 (42) 00:09:35 (42)	00:18:33 (38) 00:08:57 (30)	00:27:27 (34) 00:08:53 (27)	00:36:13 (32) 00:08:46 (26)	+04:55 +00:03	18.5	00:08:46 00:09:35
33.	534		2010 <b>LASKOWSKI Hubert</b> MSR MRĄGOWO	00:09:11 (30) 00:09:11 (30)	00:18:08 (32) 00:08:57 (29)	00:27:20 (32) 00:09:12 (35)	00:36:16 (33) 00:08:56 (29)	+04:58 +00:03	18.5	00:08:56 00:09:12
34.	524		2009 <b>GŁADOSZ Igor</b> LUKS ETB TEAM W GŁOGOWIE	00:09:04 (27) 00:09:04 (27)	00:18:04 (29) 00:08:59 (31)	00:27:23 (33) 00:09:18 (38)	00:36:25 (34) 00:09:02 (32)	+05:07 +00:09	18.4	00:08:59 00:09:18
35.	523		2010 <b>ŚLEŻAK Grzegorz</b> CZKKS KOLEJARZ-JURA CZĘSTOCHOWA	00:09:13 (32) 00:09:13 (32)	00:18:22 (34) 00:09:08 (35)	00:27:28 (36) 00:09:06 (32)	00:36:37 (35) 00:09:08 (36)	+05:19 +00:12	18.3	00:09:06 00:09:13
36.	544		2010 <b>MYSZOR Mateusz</b> AVATAR SILESIA TEAM	00:08:59 (26) 00:08:59 (26)	00:18:03 (28) 00:09:03 (33)	00:27:27 (35) 00:09:24 (40)	00:36:48 (36) 00:09:21 (41)	+05:30 +00:11	18.2	00:08:59 00:09:24
37.	553		2009 <b>SIELSKI Gracjan</b> ALKS STAL GRUDZIĄDZ BIG STAR HUGE	00:09:28 (38) 00:09:28 (38)	00:18:31 (36) 00:09:03 (32)	00:27:51 (37) 00:09:19 (39)	00:36:57 (37) 00:09:06 (34)	+05:39 +00:09	18.1	00:09:03 00:09:28
38.	552		2010 <b>DANKOWSKI Nikodem</b> UKS COPERNICUS TORUŃ CCC - SMS TORUŃ	00:09:09 (29) 00:09:09 (29)	00:18:52 (43) 00:09:43 (53)	00:27:57 (38) 00:09:04 (31)	00:37:04 (38) 00:09:07 (35)	+05:46 +00:07	18.1	00:09:04 00:09:43
39.	527		2010 <b>OLSZEWSKI Julian</b> K.S KLIF CHŁAPOWO	00:09:34 (41) 00:09:34 (41)	00:18:54 (44) 00:09:19 (42)	00:28:22 (43) 00:09:28 (42)	00:37:20 (39) 00:08:57 (30)	+06:02 +00:16	17.9	00:08:57 00:09:34
40.	570		2010 <b>ŻYCIŃSKI Adam</b> K.S KLIF CHŁAPOWO	00:09:36 (45) 00:09:36 (45)	00:18:47 (42) 00:09:10 (36)	00:28:13 (41) 00:09:26 (41)	00:37:23 (40) 00:09:09 (38)	+06:05 +00:03	17.9	00:09:09 00:09:36
41.	548		2010 <b>LEWICKI Jacek</b> WARSZAWSKI KLUB KOLARSKI	00:09:29 (40) 00:09:29 (40)	00:18:40 (39) 00:09:10 (37)	00:28:13 (40) 00:09:32 (44)	00:37:33 (41) 00:09:20 (40)	+06:15 +00:10	17.8	00:09:10 00:09:32
42.	538		2009 <b>OKARMUS Oliwier</b> GMINNY LUDOWY KLUB SPORTOWY W JAWORZYNIE ŚLĄSKIEJ	00:09:28 (39) 00:09:28 (39)	00:18:46 (41) 00:09:18 (40)	00:28:20 (42) 00:09:33 (45)	00:37:41 (42) 00:09:21 (42)	+06:23 +00:08	17.8	00:09:18 00:09:33
43.	535		2010 <b>WEBER Filip</b> MSR MRĄGOWO	00:09:48 (51) 00:09:48 (51)	00:19:09 (49) 00:09:21 (43)	00:28:26 (45) 00:09:17 (37)	00:37:51 (43) 00:09:25 (43)	+06:33 +00:10	17.7	00:09:17 00:09:48
44.	551		2010 <b>KUKOWSKI Maciej</b> UKS COPERNICUS TORUŃ CCC - SMS TORUŃ	00:09:16 (35) 00:09:16 (35)	00:18:32 (37) 00:09:15 (39)	00:28:10 (39) 00:09:38 (47)	00:37:56 (44) 00:09:46 (51)	+06:38 +00:05	17.7	00:09:15 00:09:46
45.	563		2010 <b>KOTŁOWSKI Marcel</b> MKK PSTRENUJ LĘBORK	00:09:39 (49) 00:09:39 (49)	00:19:07 (47) 00:09:27 (47)	00:28:47 (48) 00:09:40 (49)	00:38:04 (45) 00:09:16 (39)	+06:46 +00:08	17.6	00:09:16 00:09:40
46.	576		2010 <b>MAJKOWSKI Maciej</b> MLKS BASZTA BYTÓW	00:09:48 (52) 00:09:48 (52)	00:19:07 (48) 00:09:19 (41)	00:28:39 (46) 00:09:31 (43)	00:38:12 (46) 00:09:32 (46)	+06:54 +00:08	17.5	00:09:19 00:09:48



2024-11-16 Laskowice Pomorskie (POL)

## ANALIZA WYŚCIGU / RACE ANALYSIS: Junior Młodszy / U17 Men

M-ce	Nr	Rok	Nazwisko i Imię / Drużyna	okr. 1	okr. 2	okr. 3	Czas	Strata do zw.	km/h	Min okr.
Place	No	YoB	Surname, FirstName / Team	lap 1	lap 2	lap 3	Time	Str. do poprz.	Avg	Max okr.
47.	573		2010 <b>KRÓL Tymon</b> UKS COPERNICUS TORUŃ CCC / KOMETA OBROWO	00:09:38 (47)	00:18:45 (40)	00:28:23 (44)	00:38:17 (47)	+06:59	17.5	00:09:06
48.	559		2010 <b>SZCZEPANIK Jan</b> KLKS "AZALIA" BRZÓZA KRÓLEWSKA	00:09:38 (47)	00:09:06 (34)	00:09:37 (46)	00:09:54 (53)	+00:05	17.4	00:09:54
49.	547		2010 <b>MAJKOWSKI Michał</b> MLKS BASZTA BYTÓW	00:09:44 (50)	00:19:09 (50)	00:28:48 (49)	00:38:33 (49)	+07:15	17.4	00:09:25
50.	546		2009 <b>KORZYBSKI Aleksander</b> UKS COPERNICUS TORUŃ CCC - SMS TORUŃ	00:09:44 (50)	00:09:25 (44)	00:09:38 (48)	00:09:45 (50)	+00:05	17.3	00:09:45
51.	536		2009 <b>FILIPIAK Marcel</b> UKS BIZON BIEGANÓW	00:09:35 (44)	00:09:30 (48)	00:09:46 (52)	00:09:44 (49)	+00:04	17.3	00:09:30
52.	537		2010 <b>MICHALEWICZ Tomasz</b> KS KOŁOWNIK WŁOSZAKOWICE	00:09:37 (46)	00:20:00 (58)	00:29:16 (52)	00:38:49 (51)	+07:31	17.3	00:09:16
53.	537		2010 <b>MICHALEWICZ Tomasz</b> KS KOŁOWNIK WŁOSZAKOWICE	00:09:57 (53)	00:19:34 (52)	00:29:28 (53)	00:39:16 (52)	+07:58	17.1	00:09:36
53.	545		2010 <b>SOBECKI Aleksander</b> UKS COPERNICUS TORUŃ CCC - SMS TORUŃ	00:09:57 (53)	00:09:36 (50)	00:09:54 (53)	00:09:47 (52)	+00:27	17.0	00:09:57
53.	545		2010 <b>SOBECKI Aleksander</b> UKS COPERNICUS TORUŃ CCC - SMS TORUŃ	00:09:58 (55)	00:19:46 (54)	00:29:47 (55)	00:39:19 (53)	+08:01	17.0	00:09:32
54.	542		2009 <b>GOSZ Maciej</b> MKK PSTRENUJ LĘBORK	00:09:58 (55)	00:09:48 (55)	00:10:01 (55)	00:09:32 (45)	+00:03	17.0	00:10:01
54.	542		2009 <b>GOSZ Maciej</b> MKK PSTRENUJ LĘBORK	00:09:58 (54)	00:19:33 (51)	00:29:16 (51)	00:39:20 (54)	+08:02	17.0	00:09:34
55.	554		2009 <b>BANACHEWICZ Patryk</b> UKS COPERNICUS TORUŃ CCC - SMS TORUŃ	00:09:58 (54)	00:09:34 (49)	00:09:43 (50)	00:10:04 (55)	+00:01	17.0	00:10:04
55.	554		2009 <b>BANACHEWICZ Patryk</b> UKS COPERNICUS TORUŃ CCC - SMS TORUŃ	00:09:58 (56)	00:19:37 (53)	00:29:44 (54)	00:39:21 (55)	+08:03	17.0	00:09:37
56.	531		2010 <b>BRUDZIŃSKI Wojciech</b> JKK JELENIOGÓRSKI KLUB KOLARSKI	00:09:58 (56)	00:09:39 (52)	00:10:06 (56)	00:09:37 (47)	+00:01	17.0	00:10:06
56.	531		2010 <b>BRUDZIŃSKI Wojciech</b> JKK JELENIOGÓRSKI KLUB KOLARSKI	00:09:38 (48)	00:19:49 (55)	00:29:48 (56)	00:40:08 (56)	+08:50	16.7	00:09:38
57.	555		2009 <b>KUPSKI Nikodem</b> K.S KLIF CHŁAPOWO	00:09:38 (48)	00:10:10 (59)	00:09:58 (54)	00:10:19 (57)	+00:47	16.6	00:10:19
57.	555		2009 <b>KUPSKI Nikodem</b> K.S KLIF CHŁAPOWO	00:10:07 (57)	00:20:00 (57)	00:30:10 (58)	00:40:26 (57)	+09:08	16.6	00:09:52
58.	557		2010 <b>RYCHERT Adam</b> MLKS BASZTA BYTÓW	00:10:07 (57)	00:09:52 (56)	00:10:10 (58)	00:10:15 (56)	+00:18	16.4	00:10:15
58.	557		2010 <b>RYCHERT Adam</b> MLKS BASZTA BYTÓW	00:10:11 (60)	00:19:58 (56)	00:30:09 (57)	00:40:47 (58)	+09:29	16.4	00:09:46
59.	560		2009 <b>OLECH Piotr</b> UKS BIZON BIEGANÓW	00:10:11 (60)	00:09:46 (54)	00:10:10 (59)	00:10:38 (58)	+00:21	16.3	00:10:38
59.	560		2009 <b>OLECH Piotr</b> UKS BIZON BIEGANÓW	00:10:11 (59)	00:20:08 (59)	00:30:33 (60)	00:41:12 (59)	+09:54	16.3	00:09:56
60.	539		2010 <b>JUZIUK Marcel</b> BELTA TEAM GDAŃSK	00:10:11 (59)	00:09:56 (57)	00:10:25 (61)	00:10:39 (59)	+00:25	16.0	00:10:39
60.	539		2010 <b>JUZIUK Marcel</b> BELTA TEAM GDAŃSK	00:10:10 (58)	00:20:09 (60)	00:30:17 (59)	00:41:55 (60)	+10:37	16.0	00:09:58
61.	556		2009 <b>DYWAN Daniel</b> UKS BIZON BIEGANÓW	00:10:10 (58)	00:09:58 (58)	00:10:08 (57)	00:11:37 (60)	+00:43	16.0	00:11:37
61.	556		2009 <b>DYWAN Daniel</b> UKS BIZON BIEGANÓW	00:10:30 (61)	00:20:55 (61)	00:31:29 (61)		-1		00:10:24
62.	561		2010 <b>GLIWIŃSKI Jakub</b> UKS COPERNICUS TORUŃ / KKS ŁYSOMICE	00:10:30 (61)	00:10:24 (62)	00:10:33 (62)				00:10:33
62.	561		2010 <b>GLIWIŃSKI Jakub</b> UKS COPERNICUS TORUŃ / KKS ŁYSOMICE	00:11:03 (66)	00:21:21 (63)	00:31:38 (62)		-1		00:10:16
				00:11:03 (66)	00:10:17 (60)	00:10:16 (60)				00:11:03



2024-11-16 Laskowice Pomorskie (POL)

## ANALIZA WYŚCIGU / RACE ANALYSIS: Junior Młodszy / U17 Men

M-ce	Nr	Rok	Nazwisko i Imię / Drużyna	okr. 1	okr. 2	okr. 3	Czas	Strata do zw.	km/h	Min okr.
Place	No	YoB	Surname, FirstName / Team	lap 1	lap 2	lap 3	Time	Str. do poprz.	Avg	Max okr.
63.	571	2010	<b>WYSOCKI Jan</b> UKS COPERNICUS TORUŃ CCC	00:10:51 (63)	00:21:21 (62)	00:32:09 (63)		-1		00:10:29
				00:10:51 (63)	00:10:29 (63)	00:10:48 (64)				00:10:51
64.	550	2010	<b>STAŚKIEWICZ Oiaf</b> UKS COPERNICUS TORUŃ / KS SPRINT GRĘBOCIN	00:10:53 (64)	00:21:26 (64)	00:32:13 (64)		-1		00:10:32
				00:10:53 (64)	00:10:32 (64)	00:10:47 (63)				00:10:53
65.	564	2009	<b>WIĄZANIA Michał</b> KS KOŁOWNIK WŁOSZAKOWICE	00:10:51 (62)	00:21:27 (65)	00:32:36 (65)		-1		00:10:36
				00:10:51 (62)	00:10:36 (65)	00:11:08 (66)				00:11:08
66.	568	2010	<b>SOŁEK Franciszek</b> KLKS "AZALIA" BRZOZA KRÓLEWSKA	00:11:00 (65)	00:22:05 (66)	00:33:13 (66)		-1		00:11:00
				00:11:00 (65)	00:11:04 (66)	00:11:08 (65)				00:11:08
67.	575	2009	<b>IDZIKOWSKI Hubert</b> MLKS BASZTA BYTÓW	00:11:19 (67)	00:22:30 (67)	00:34:40 (67)		-1		00:11:11
				00:11:19 (67)	00:11:11 (67)	00:12:09 (67)				00:12:09
	525	2010	<b>ŚWIETLIcki Borys</b> BELTA TEAM GDAŃSK					DNF		
	528	2010	<b>KRUSZEWSKI Dawid</b> K.S KLIF CHŁAPOWO					DNS		
	540	2010	<b>KRZYWY Ksawery</b> NIEZRZESZONY CYCLING PLANET					DNS		
	562	2010	<b>RUTKOWSKI Mateusz</b> BELTA TEAM GDAŃSK					DNS		

Zawodników / Riders: 71

Ukończyło / Finished: 67

SĘDZIA GŁÓWNY UCI / PRESIDENT OF THE COMMISSAIRES PANEL UCI: Philippe MARIËN (BEL)

KOMISARZ PZKoi / NATIONAL COMMISSAIRE: Marek SOŁTYSIK



2024-11-16 Laskowice Pomorskie (POL)

## ANALIZA WYŚCIGU / RACE ANALYSIS: Kobiety Amator / Women Amateur

Organizator / Organizer: Stowarzyszenie Owocowy Przełaj, Współorganizatorzy: Gmina Jeżewo

Okrążenie / Lap distance: 8.4 km

Ilość okrążeń / Laps: 3

Czas startu / Start time: 10:34:00

M-ce Place	Nr No	Rok YoB	Nazwisko i Imię / Drużyna Surname, FirstName / Team	okr. 1 lap 1	okr. 2 lap 2	Czas Time	Strata do zw. Str. do poprz.	km/h Avg	Min okr. Max okr.
1.	280	1978	<b>ROMANIK Marta</b> K.S KLIF CHŁAPOWO	00:10:30 (1) 00:10:30 (1)	00:21:03 (1) 00:10:32 (1)	00:31:26 (1) 00:10:23 (1)		16.0	00:10:23 00:10:32
2.	284	1967	<b>JAKUBOWSKA-OLECH Edyta</b> NIESTOWARZYSZONA	00:10:48 (2) 00:10:48 (2)	00:21:23 (2) 00:10:34 (2)	00:31:52 (2) 00:10:29 (2)	+00:26 +00:26	15.8	00:10:29 00:10:48
3.	282	1984	<b>KOŚCIOWSKA Agnieszka</b> CONOSHIP	00:11:03 (3) 00:11:03 (3)	00:22:33 (3) 00:11:30 (3)	00:33:55 (3) 00:11:21 (3)	+02:29 +02:03	14.8	00:11:03 00:11:30

Zawodników / Riders: 3

Ukończyło / Finished: 3

SĘDZIA GŁÓWNY UCI / PRESIDENT OF THE COMMISSAIRES PANEL UCI: Philippe MARIËN (BEL)

KOMISARZ PZKoi / NATIONAL COMMISSAIRE: Marek SOŁTYSIK



2024-11-16 Laskowice Pomorskie (POL)

## ANALIZA WYŚCIGU / RACE ANALYSIS: Masters Kobiety / Women Masters

Organizator / Organizer: Stowarzyszenie Owocowy Przełaj, Współorganizatorzy: Gmina Jeżewo

Okrążenie / Lap distance: 8.4 km

Ilość okrążeń / Laps: 3

Czas startu / Start time: 10:34:00

M-ce Place	Nr No	Rok YoB	Nazwisko i Imię / Drużyna Surname, FirstName / Team	okr. 1 lap 1	okr. 2 lap 2	Czas Time	Strata do zw. Str. do poprz.	km/h Avg	Min okr. Max okr.
1.	285	1987	MONIUSZKO Marzena NIEZRZESZONA	00:09:25 (1) 00:09:25 (1)	00:18:50 (1) 00:09:25 (1)	00:28:23 (1) 00:09:33 (2)		17.7	00:09:25 00:09:33
2.	288	1983	MARCINIEC Alicja NIEZRZESZONA	00:09:44 (3) 00:09:44 (3)	00:19:21 (2) 00:09:37 (2)	00:28:50 (2) 00:09:29 (1)	+00:27 +00:27	17.4	00:09:29 00:09:44
3.	286	1985	SKRZYPCZAK Kinga GKS "CARTUSIA" W KARTUZACH BIKE ATELIER	00:09:44 (2) 00:09:44 (2)	00:19:24 (3) 00:09:40 (3)	00:29:08 (3) 00:09:43 (3)	+00:45 +00:18	17.2	00:09:40 00:09:44

Zawodników / Riders: 3

Ukończyło / Finished: 3

SĘDZIA GŁÓWNY UCI / PRESIDENT OF THE COMMISSAIRES PANEL UCI: Philippe MARIËN (BEL)

KOMISARZ PZKoi / NATIONAL COMMISSAIRE: Marek SOŁTYSIAK



2024-11-16 Laskowice Pomorskie (POL)

## ANALIZA WYŚCIGU / RACE ANALYSIS: Juniorka Młodsza / U17 Women

Organizator / Organizer: Stowarzyszenie Owocowy Przełaj, Współorganizatorzy: Gmina Jezewo

Okrążenie / Lap distance: 8.4 km

Ilość okrążeń / Laps: 3

Czas startu / Start time: 10:32:00

M-ce Place	Nr No	Rok YoB	Nazwisko i Imię / Drużyna Surname, FirstName / Team	okr. 1 lap 1	okr. 2 lap 2	Czas Time	Strata do zw. Str. do poprz.	km/h Avg	Min okr. Max okr.
1.	140		2009 <b>KUCHARSKA Antonina</b> K.S KLIF CHŁAPOWO	<b>00:08:52 (1)</b> 00:08:52 (1)	<b>00:17:45 (1)</b> 00:08:53 (1)	<b>00:26:52 (1)</b> 00:09:06 (2)		18.7	00:08:52 00:09:06
2.	149		2010 <b>PACHOCKA Dorota</b> WARSZAWSKI KLUB KOLARSKI	<b>00:09:34 (4)</b> 00:09:34 (4)	<b>00:18:47 (3)</b> 00:09:13 (2)	<b>00:27:50 (2)</b> 00:09:02 (1)	<b>+00:58</b> +00:58	18.1	00:09:02 00:09:34
3.	142		2010 <b>LEWANDOWSKA Anna</b> GRUPA KOLARSKA VIKTORIA RYBNIK	<b>00:09:26 (3)</b> 00:09:26 (3)	<b>00:18:48 (4)</b> 00:09:22 (4)	<b>00:28:15 (3)</b> 00:09:27 (3)	<b>+01:23</b> +00:25	17.8	00:09:22 00:09:27
4.	141		2009 <b>TUŁACZ Maja</b> UKS KOŹMINIANKA KOŹMINEK	<b>00:09:04 (2)</b> 00:09:04 (2)	<b>00:18:24 (2)</b> 00:09:19 (3)	<b>00:28:45 (4)</b> 00:10:20 (11)	<b>+01:53</b> +00:30	17.5	00:09:04 00:10:20
5.	159		2010 <b>SELIAVAITĖ Elżbieta</b> LITHUANIAN CX NATIONAL TEAM	<b>00:09:50 (7)</b> 00:09:50 (7)	<b>00:19:21 (5)</b> 00:09:30 (5)	<b>00:29:01 (5)</b> 00:09:40 (4)	<b>+02:09</b> +00:16	17.3	00:09:30 00:09:50
6.	143		2010 <b>JAROS Natalia</b> LKS POM STRZELCE KRAJEŃSKIE	<b>00:09:38 (5)</b> 00:09:38 (5)	<b>00:19:22 (6)</b> 00:09:43 (6)	<b>00:29:27 (6)</b> 00:10:04 (8)	<b>+02:35</b> +00:26	17.1	00:09:38 00:10:04
7.	146		2010 <b>WIECZOREK Emilia</b> GRUPA KOLARSKA GLIWICE	<b>00:09:52 (9)</b> 00:09:52 (9)	<b>00:19:52 (8)</b> 00:09:59 (7)	<b>00:29:53 (7)</b> 00:10:01 (5)	<b>+03:01</b> +00:26	16.8	00:09:52 00:10:01
8.	145		2009 <b>OLSZEWSKA Adrainna</b> K.S KLIF CHŁAPOWO	<b>00:09:49 (6)</b> 00:09:49 (6)	<b>00:19:51 (7)</b> 00:10:02 (9)	<b>00:29:55 (8)</b> 00:10:03 (6)	<b>+03:03</b> +00:02	16.8	00:09:49 00:10:03
9.	144		2010 <b>PISIEWICZ Julia</b> GRUPA KOLARSKA GLIWICE	<b>00:09:55 (10)</b> 00:09:55 (10)	<b>00:19:55 (9)</b> 00:10:00 (8)	<b>00:29:59 (9)</b> 00:10:04 (7)	<b>+03:07</b> +00:04	16.8	00:09:55 00:10:04
10.	147		2010 <b>RUSZKIEWICZ Lena</b> AVATAR SILESIA TEAM	<b>00:09:51 (8)</b> 00:09:51 (8)	<b>00:19:57 (10)</b> 00:10:05 (10)	<b>00:30:06 (10)</b> 00:10:09 (9)	<b>+03:14</b> +00:07	16.7	00:09:51 00:10:09
11.	153		2010 <b>BADER-STRZAŁA Adrianna</b> WARSZAWSKI KLUB KOLARSKI	<b>00:10:02 (11)</b> 00:10:02 (11)	<b>00:20:16 (11)</b> 00:10:14 (11)	<b>00:30:34 (11)</b> 00:10:18 (10)	<b>+03:42</b> +00:28	16.4	00:10:02 00:10:18
12.	152		2009 <b>JEKA Antonina</b> K.S KLIF CHŁAPOWO	<b>00:10:18 (12)</b> 00:10:18 (12)	<b>00:20:54 (12)</b> 00:10:35 (13)	<b>00:31:22 (12)</b> 00:10:28 (12)	<b>+04:30</b> +00:48	16.0	00:10:18 00:10:35
13.	151		2010 <b>CIEŚLIKIEWICZ Antonina</b> GKS "CARTUSIA" W KARTUZACH BIKE ATELIER	<b>00:10:24 (13)</b> 00:10:24 (13)	<b>00:21:09 (14)</b> 00:10:45 (15)	<b>00:31:44 (13)</b> 00:10:34 (13)	<b>+04:52</b> +00:22	15.8	00:10:24 00:10:45
14.	156		2010 <b>JANCZUKOWICZ Wiktoria</b> ALKS STAL GRUDZIĄDZ BIG STAR HUGE	<b>00:10:31 (15)</b> 00:10:31 (15)	<b>00:21:03 (13)</b> 00:10:32 (12)	<b>00:31:49 (14)</b> 00:10:46 (15)	<b>+04:57</b> +00:05	15.8	00:10:31 00:10:46





2024-11-16 Laskowice Pomorskie (POL)

## ANALIZA WYŚCIGU / RACE ANALYSIS: Juniorka Młodsza / U17 Women

M-ce Place	Nr No	Rok YoB	Nazwisko i Imię / Drużyna Surname, FirstName / Team	okr. 1 lap 1	okr. 2 lap 2	Czas Time	Strata do zw. Str. do poprz.	km/h Avg	Min okr. Max okr.
15.	154	2009	<b>KATESZCZENKO Maja</b> UCZNIOWSKI KLUB KOLARSKI PROSTKI	00:10:40 (16)	00:21:36 (16)	00:32:14 (15)	+05:22	15.6	00:10:38 00:10:56
16.	155	2009	<b>GŁAZOWSKA Maja</b> LKS TRASA ZIELONA GÓRA	00:10:43 (17)	00:21:24 (15)	00:32:18 (16)	+05:26	15.5	00:10:41 00:10:54
17.	150	2010	<b>FLORCZAK Lena Antonina</b> K.S KLIF CHŁAPOWO	00:10:46 (18)	00:21:44 (17)	00:33:12 (17)	+06:20	15.1	00:10:46 00:11:27
18.	158	2009	<b>MARZEC Wiktoria</b> UKS COPERNICUS TORUŃ CCC - SMS TORUŃ	00:11:43 (20)	00:22:59 (18)	00:34:20 (18)	+07:28	14.6	00:11:16 00:11:43
19.	160	2009	<b>CHINC Laura</b> UKS COPERNICUS TORUŃ CCC - SMS TORUŃ	00:11:39 (19)	00:23:31 (19)	00:35:27 (19)	+08:35	14.2	00:11:39 00:11:56
	148	2010	<b>JÓZKOWICZ Marta</b> K.S KLIF CHŁAPOWO	00:10:28 (14)		DNF			00:10:28 00:10:28
	157	2010	<b>MISIASZEK Wanda</b> UKS COPERNICUS TORUŃ CCC			DNS			

Zawodników / Riders: 21

Ukończyło / Finished: 19

SĘDZIA GŁÓWNY UCI / PRESIDENT OF THE COMMISSAIRES PANEL UCI: Philippe MARIËN (BEL)

KOMISARZ PZKoi / NATIONAL COMMISSAIRE: Marek SOŁTYSIAK



2024-11-16 Laskowice Pomorskie (POL)

## ANALIZA WYŚCIGU / RACE ANALYSIS: Mężczyźni Amator / Men Amateur

Organizator / Organizer: Stowarzyszenie Owocowy Przełaj, Współorganizatorzy: Gmina Jezewo

Okrążenie / Lap distance: 14 km

Ilość okrążeń / Laps: 5

Czas startu / Start time: 11:15:00

M-ce Place	Nr No	Rok YoB	Nazwisko i Imię / Drużyna Surname, FirstName / Team	okr. 1 lap 1	okr. 2 lap 2	okr. 3 lap 3	okr. 4 lap 4	Czas Time	Strata do zw. Str. do poprz.	km/h Avg	Min okr. Max okr.
1.	307	1993	<b>PYRKA Leszek</b> PYRKIEWICZ	00:08:19 (1) 00:08:19 (1)	00:16:36 (1) 00:08:16 (1)	00:24:59 (1) 00:08:23 (1)	00:33:29 (1) 00:08:29 (2)	00:42:07 (1) 00:08:38 (6)		19.9	00:08:16 00:08:38
2.	358	1988	<b>HRYNIEWSKI Wojciech</b> NIESTOWARZYSZONY	00:08:49 (9) 00:08:49 (9)	00:17:11 (4) 00:08:22 (3)	00:25:40 (3) 00:08:29 (2)	00:34:13 (2) 00:08:33 (3)	00:42:40 (2) 00:08:26 (3)	+00:33 +00:33	19.6	00:08:22 00:08:49
3.	344	1997	<b>STANISZEWSKI Daniel</b> GIBON PARK LINOWY PRZASNYSZ	00:08:40 (5) 00:08:40 (5)	00:17:12 (5) 00:08:32 (5)	00:25:42 (4) 00:08:29 (3)	00:34:22 (5) 00:08:39 (7)	00:42:44 (3) 00:08:22 (1)	+00:37 +00:04	19.6	00:08:22 00:08:40
4.	303	1980	<b>HUZARSKI Bartosz</b> VELOBANK HBA TEAM	00:08:46 (8) 00:08:46 (8)	00:17:17 (8) 00:08:31 (4)	00:25:56 (8) 00:08:38 (7)	00:34:24 (6) 00:08:27 (1)	00:42:49 (4) 00:08:25 (2)	+00:42 +00:05	19.6	00:08:25 00:08:46
5.	345	2003	<b>NOWAK Grzegorz</b> UKS SIÓDEMKA RUMIA	00:08:52 (11) 00:08:52 (11)	00:17:13 (6) 00:08:20 (2)	00:25:44 (5) 00:08:31 (4)	00:34:19 (4) 00:08:34 (5)	00:42:54 (5) 00:08:34 (4)	+00:47 +00:05	19.5	00:08:20 00:08:52
6.	292	1995	<b>ANTKOWIAK Jakub</b> BIKE FIT POZNAŃ	00:08:20 (2) 00:08:20 (2)	00:16:55 (2) 00:08:35 (7)	00:25:39 (2) 00:08:44 (9)	00:34:18 (3) 00:08:38 (6)	00:43:12 (6) 00:08:53 (12)	+01:05 +00:18	19.4	00:08:20 00:08:53
7.	396	1993	<b>BŁAŻEJEWSKI Michał</b> BERTRAND OKNA TREK GDYNIA	00:08:58 (15) 00:08:58 (15)	00:17:35 (11) 00:08:37 (8)	00:26:08 (9) 00:08:32 (5)	00:34:42 (7) 00:08:34 (4)	00:43:31 (7) 00:08:48 (10)	+01:24 +00:19	19.2	00:08:32 00:08:58
8.	309	1991	<b>MARKIEWICZ Jakub</b> CONOSHIP	00:08:45 (6) 00:08:45 (6)	00:17:28 (9) 00:08:42 (12)	00:26:13 (10) 00:08:45 (12)	00:34:59 (10) 00:08:45 (9)	00:43:36 (8) 00:08:37 (5)	+01:29 +00:05	19.2	00:08:37 00:08:45
9.	401	1981	<b>OLSZEWSKI Daniel</b> KS VELOCITY SZEMUD	00:08:55 (13) 00:08:55 (13)	00:17:33 (10) 00:08:37 (9)	00:26:14 (11) 00:08:41 (8)	00:34:55 (9) 00:08:40 (8)	00:43:37 (9) 00:08:42 (7)	+01:30 +00:01	19.2	00:08:37 00:08:55
10.	293	2000	<b>KUTROWSKI Błażej</b> STREFASPORTU.PL WALBET TEAM	00:08:29 (3) 00:08:29 (3)	00:17:10 (3) 00:08:41 (11)	00:25:55 (7) 00:08:45 (11)	00:34:52 (8) 00:08:56 (12)	00:43:44 (10) 00:08:52 (11)	+01:37 +00:07	19.2	00:08:29 00:08:56
11.	291	1995	<b>KALUŻNY Piotr</b> CENTRALA KOLARSKA	00:08:38 (4) 00:08:38 (4)	00:17:16 (7) 00:08:38 (10)	00:25:55 (6) 00:08:38 (6)	00:35:06 (11) 00:09:11 (16)	00:44:09 (11) 00:09:02 (15)	+02:02 +00:25	19.0	00:08:38 00:09:11
12.	302	1985	<b>ŻYWICKI Paweł</b> FUNDACJA PLATYNOWA DRUŻYNA	00:08:45 (7) 00:08:45 (7)	00:17:44 (12) 00:08:59 (15)	00:26:39 (12) 00:08:55 (13)	00:35:32 (12) 00:08:52 (11)	00:44:18 (12) 00:08:45 (8)	+02:11 +00:09	18.9	00:08:45 00:08:59
13.	405	1999	<b>BYSTRZYCKI Wojciech</b> NIESTOWARZYSZONY	00:09:40 (30) 00:09:40 (30)	00:18:15 (18) 00:08:35 (6)	00:26:59 (13) 00:08:44 (10)	00:35:48 (13) 00:08:48 (10)	00:44:33 (13) 00:08:45 (9)	+02:26 +00:15	18.8	00:08:35 00:09:40
14.	416	1980	<b>KACZANOWSKI Filip</b> SKODA AUTO SZKOŁA BIKE TEAM	00:09:24 (21) 00:09:24 (21)	00:18:23 (21) 00:08:59 (16)	00:27:21 (18) 00:08:57 (14)	00:36:20 (14) 00:08:59 (13)	00:45:22 (14) 00:09:01 (13)	+03:15 +00:49	18.5	00:08:57 00:09:24



2024-11-16 Laskowice Pomorskie (POL)

## ANALIZA WYŚCIGU / RACE ANALYSIS: Mężczyźni Amator / Men Amateur

M-ce	Nr	Rok	Nazwisko i Imię / Drużyna	okr. 1	okr. 2	okr. 3	okr. 4	Czas	Strata do zw.	km/h	Min okr.
Place	No	YoB	Surname, FirstName / Team	lap 1	lap 2	lap 3	lap 4	Time	Str. do poprz.	Avg	Max okr.
15.	404		1994 <b>LASZCZYK Mateusz</b> AGROCHEST TEAM	00:08:50 (10)	00:18:02 (13)	00:27:14 (14)	00:36:26 (15)	00:45:29 (15)	+03:22	18.4	00:08:50
				00:08:50 (10)	00:09:12 (27)	00:09:11 (22)	00:09:11 (18)	00:09:03 (16)	+00:07		00:09:12
16.	379		1999 <b>FILIPEK Kamil</b> SEPPELER OCYNKOWNIA ŚLĄSK SCHC CHRZANÓW	00:09:33 (25)	00:18:17 (20)	00:27:22 (19)	00:36:27 (16)	00:45:33 (16)	+03:26	18.4	00:08:44
				00:09:33 (25)	00:08:44 (13)	00:09:04 (16)	00:09:04 (14)	00:09:05 (18)	+00:04		00:09:33
17.	290		1979 <b>KARPIŃSKI Marcin</b> MLKS BASZTA BYTÓW	00:08:56 (14)	00:18:03 (14)	00:27:16 (15)	00:36:29 (17)	00:45:41 (17)	+03:34	18.3	00:08:56
				00:08:56 (14)	00:09:06 (18)	00:09:12 (24)	00:09:13 (21)	00:09:11 (22)	+00:08		00:09:13
18.	299		1987 <b>PASTUSIAK Marcin</b> CZŁUCHÓW	00:08:53 (12)	00:18:17 (19)	00:27:23 (20)	00:36:36 (18)	00:45:42 (18)	+03:35	18.3	00:08:53
				00:08:53 (12)	00:09:24 (33)	00:09:05 (18)	00:09:13 (20)	00:09:06 (20)	+00:01		00:09:24
19.	362		1982 <b>STUZIŃSKI Adam</b> KLUB KOLARSKI ŻYCHLIN	00:09:13 (20)	00:18:07 (15)	00:27:17 (16)	00:36:36 (19)	00:45:42 (19)	+03:35	18.3	00:08:54
				00:09:13 (20)	00:08:54 (14)	00:09:09 (21)	00:09:19 (24)	00:09:06 (19)	+00:00		00:09:19
20.	348		1984 <b>KWIATKOWSKI Paweł</b> KWIATKOWSKI ROWERY	00:09:03 (17)	00:18:12 (17)	00:27:24 (21)	00:36:37 (20)	00:45:43 (20)	+03:36	18.3	00:09:03
				00:09:03 (17)	00:09:08 (19)	00:09:12 (23)	00:09:13 (19)	00:09:05 (17)	+00:01		00:09:13
21.	411		1978 <b>ZIENKIEWICZ Łukasz</b> NIESTOWARZYSZONY	00:09:46 (34)	00:18:53 (26)	00:27:52 (23)	00:36:59 (21)	00:46:01 (21)	+03:54	18.2	00:08:59
				00:09:46 (34)	00:09:06 (17)	00:08:59 (15)	00:09:07 (15)	00:09:01 (14)	+00:18		00:09:46
22.	389		1993 <b>BARAN Jan</b> RETRO TEAM	00:09:10 (19)	00:18:26 (22)	00:27:35 (22)	00:37:06 (22)	00:46:18 (22)	+04:11	18.1	00:09:08
				00:09:10 (19)	00:09:15 (28)	00:09:08 (20)	00:09:31 (32)	00:09:12 (23)	+00:17		00:09:31
23.	343		1988 <b>SAWINA Wojciech</b> KWIATKOWSKI ROWERY	00:09:01 (16)	00:18:11 (16)	00:27:19 (17)	00:37:06 (23)	00:46:21 (23)	+04:14	18.1	00:09:01
				00:09:01 (16)	00:09:09 (20)	00:09:08 (19)	00:09:46 (42)	00:09:15 (25)	+00:03		00:09:46
24.	384		1991 <b>SIENKIEWICZ Krzysztof</b> BEZPIECZNY WEEKEND	00:09:51 (36)	00:19:02 (31)	00:28:07 (25)	00:37:23 (24)	00:46:31 (24)	+04:24	18.0	00:09:05
				00:09:51 (36)	00:09:10 (23)	00:09:05 (17)	00:09:15 (22)	00:09:08 (21)	+00:10		00:09:51
25.	346		1984 <b>ZABORNY Piotr</b> FOGTBIKES TEAM	00:09:45 (33)	00:18:57 (29)	00:28:16 (27)	00:37:47 (29)	00:47:00 (25)	+04:53	17.8	00:09:11
				00:09:45 (33)	00:09:11 (25)	00:09:19 (28)	00:09:30 (31)	00:09:13 (24)	+00:29		00:09:45
26.	356		1977 <b>ŁAGODZIŃSKI Paweł</b> SYRENKA CX	00:09:32 (23)	00:18:52 (25)	00:28:14 (26)	00:37:42 (28)	00:47:02 (26)	+04:55	17.8	00:09:19
				00:09:32 (23)	00:09:19 (30)	00:09:22 (31)	00:09:27 (27)	00:09:19 (27)	+00:02		00:09:32
27.	366		1990 <b>STANEK Dawid</b> SKU TEAM	00:09:36 (27)	00:18:45 (23)	00:28:01 (24)	00:37:31 (26)	00:47:02 (27)	+04:55	17.8	00:09:09
				00:09:36 (27)	00:09:09 (21)	00:09:15 (26)	00:09:29 (30)	00:09:31 (32)	+00:00		00:09:36
28.	297		1993 <b>KOPYCKI Maciej</b> NIESTOWARZYSZONY	00:09:29 (22)	00:18:54 (27)	00:28:19 (29)	00:37:31 (25)	00:47:05 (28)	+04:58	17.8	00:09:11
				00:09:29 (22)	00:09:24 (35)	00:09:25 (34)	00:09:11 (17)	00:09:34 (35)	+00:03		00:09:34
29.	382		1989 <b>SAWICZ Michał</b> BOGDZIEWICZ TEAM CUMULUS	00:09:53 (37)	00:19:03 (32)	00:28:18 (28)	00:37:35 (27)	00:47:09 (29)	+05:02	17.8	00:09:10
				00:09:53 (37)	00:09:10 (22)	00:09:15 (25)	00:09:16 (23)	00:09:34 (34)	+00:04		00:09:53
30.	418		1985 <b>SOSNOWSKI Łukasz</b> ENDURE TEAM	00:10:01 (43)	00:19:12 (35)	00:28:30 (31)	00:37:49 (30)	00:47:18 (30)	+05:11	17.7	00:09:10
				00:10:01 (43)	00:09:10 (24)	00:09:17 (27)	00:09:19 (25)	00:09:28 (31)	+00:09		00:10:01



2024-11-16 Laskowice Pomorskie (POL)

## ANALIZA WYŚCIGU / RACE ANALYSIS: Mężczyźni Amator / Men Amateur

M-ce Place	Nr No	Rok YoB	Nazwisko i Imię / Drużyna Surname, FirstName / Team	okr. 1 lap 1	okr. 2 lap 2	okr. 3 lap 3	okr. 4 lap 4	Czas Time	Strata do zw. Str. do poprz.	km/h Avg	Min okr. Max okr.
31.	392	1970	<b>KOBYLIŃSKI Szymon</b> RONDO	00:09:58 (41)	00:19:18 (36)	00:28:41 (36)	00:38:04 (32)	00:47:24 (31)	+05:17	17.7	00:09:20 00:09:58
32.	355	1992	<b>ROMANOWSKI Mateusz</b> ETEX POLAND	00:09:33 (26)	00:19:05 (33)	00:28:36 (34)	00:38:08 (34)	00:47:25 (32)	+05:18	17.7	00:09:17 00:09:33
33.	383	1980	<b>SOBCZYŃSKI Marcin</b> NIESTOWARZYSZONY	00:10:07 (46)	00:19:19 (37)	00:28:39 (35)	00:38:11 (36)	00:47:30 (33)	+05:23	17.6	00:09:12 00:10:07
34.	347	1984	<b>MASZKA Paweł</b> KASZUBSKI WILK	00:09:32 (24)	00:19:00 (30)	00:28:36 (33)	00:38:05 (33)	00:47:30 (34)	+05:23	17.6	00:09:25 00:09:35
35.	296	1981	<b>RECA Krzysztof</b> KASZUBSKI WILK	00:09:03 (18)	00:18:45 (24)	00:28:27 (30)	00:38:03 (31)	00:47:44 (35)	+05:37	17.5	00:09:03 00:09:42
36.	363	1988	<b>KRZEŚNIAK Roman</b> KLUB KOLARSKI WDA ŚWIECIE	00:09:37 (28)	00:18:56 (28)	00:28:32 (32)	00:38:08 (35)	00:47:49 (36)	+05:42	17.5	00:09:19 00:09:40
37.	305	1982	<b>LEWANDOWSKI Paweł</b> BOGDZIEWICZ TEAM CUMULUS	00:09:56 (39)	00:19:21 (38)	00:28:45 (38)	00:38:13 (37)	00:48:03 (37)	+05:56	17.4	00:09:24 00:09:56
38.	349	1996	<b>TORZEWSKI Sebastian</b> AMSPORTS BYDGOSZCZ MTB TEAM	00:09:39 (29)	00:19:12 (34)	00:28:42 (37)	00:38:36 (38)	00:48:20 (38)	+06:13	17.3	00:09:29 00:09:53
39.	387	1988	<b>WRONA Patryk</b> VELOBIRD	00:10:28 (61)	00:20:02 (51)	00:29:22 (45)	00:38:54 (39)	00:48:26 (39)	+06:19	17.3	00:09:20 00:10:28
40.	360	1979	<b>NIEWIADOMY Michał</b> CYKLO BYDGOSZCZ	00:10:21 (56)	00:19:45 (45)	00:29:16 (40)	00:38:54 (40)	00:48:29 (40)	+06:22	17.3	00:09:23 00:10:21
41.	350	1999	<b>DOMERACKI Jan</b> KK RZEPNICA	00:09:59 (42)	00:19:27 (39)	00:29:16 (41)	00:38:59 (41)	00:48:43 (41)	+06:36	17.2	00:09:27 00:09:59
42.	300	1980	<b>MAŁEK Adam</b> NIESTOWARZYSZONY	00:09:58 (40)	00:19:32 (41)	00:29:15 (39)	00:39:11 (42)	00:48:46 (42)	+06:39	17.2	00:09:34 00:09:58
43.	304	1987	<b>KUBINSKI Jakub</b> ENEA BYDGOSZCZ TRIATHLON TEAM	00:09:50 (35)	00:19:29 (40)	00:29:18 (42)	00:39:11 (43)	00:48:57 (43)	+06:50	17.1	00:09:39 00:09:53
44.	372	1977	<b>FALKOWSKI Michał</b> NIESTOWARZYSZONY	00:10:06 (44)	00:19:41 (43)	00:29:27 (46)	00:39:19 (45)	00:49:00 (44)	+06:53	17.1	00:09:34 00:10:06
45.	415	1973	<b>SYKUŁA Marcin</b> BANACH COACH TEAM	00:10:13 (50)	00:19:58 (50)	00:29:41 (50)	00:39:23 (47)	00:49:06 (45)	+06:59	17.1	00:09:42 00:10:13
46.	419	1992	<b>KNOP Paweł</b> KS KOŁOWNIK WŁOSZAKOWICE	00:10:09 (48)	00:19:47 (46)	00:29:21 (43)	00:39:19 (46)	00:49:09 (46)	+07:02	17.0	00:09:33 00:10:09



# OWOCOWY PRZEŁAJ

16-11-2024 Laskowice Pomorskie



2024  
VIII Edycja  
UCI



2024



veloart



2024-11-16 Laskowice Pomorskie (POL)

## ANALIZA WYŚCIGU / RACE ANALYSIS: Mężczyźni Amator / Men Amateur

M-ce Place	Nr No	Rok YoB	Nazwisko i Imię / Drużyna Surname, FirstName / Team	okr. 1 lap 1	okr. 2 lap 2	okr. 3 lap 3	okr. 4 lap 4	Czas Time	Strata do zw. Str. do poprz.	km/h Avg	Min okr. Max okr.
47.	351	1980	<b>KLAPEK Piotr</b> CYKLO KWIDZYN	00:10:07 (45)	00:19:44 (44)	00:29:32 (47)	00:39:25 (48)	00:49:14 (47)	+07:07	17.0	00:09:37 00:10:07
48.	407	1995	<b>SARGALSKI Jacek</b> KK ŻYCHLIN	00:10:14 (51)	00:19:48 (48)	00:29:22 (44)	00:39:13 (44)	00:49:22 (48)	+07:15	17.0	00:09:33 00:10:14
49.	365	1985	<b>KORYCKI Mateusz</b> KLUB KOLARSKI ŻYCHLIN	00:10:30 (62)	00:19:56 (49)	00:29:33 (48)	00:39:36 (49)	00:49:44 (49)	+07:37	16.8	00:09:25 00:10:30
50.	368	1992	<b>KUŚKA Adam</b> VELOGD	00:10:22 (57)	00:20:25 (57)	00:30:14 (53)	00:40:00 (51)	00:49:48 (50)	+07:41	16.8	00:09:45 00:10:22
51.	354	1995	<b>PRZESŁAW Damian</b> NIESTOWARZYSZONY	00:10:16 (53)	00:20:08 (52)	00:30:10 (52)	00:40:13 (53)	00:49:56 (51)	+07:49	16.8	00:09:43 00:10:16
52.	295	1980	<b>DIKS Daniel</b> KASZUBSKI WILK	00:09:42 (32)	00:19:47 (47)	00:29:58 (51)	00:40:01 (52)	00:50:02 (52)	+07:55	16.7	00:09:42 00:10:11
53.	364	1980	<b>KATOŁO Krzysztof</b> P.CREW	00:09:53 (38)	00:19:37 (42)	00:29:37 (49)	00:39:59 (50)	00:50:16 (53)	+08:09	16.7	00:09:44 00:10:21
54.	388	1984	<b>RZYMSKI Krzysztof</b> LKS TRASA ZIELONA GÓRA	00:10:34 (64)	00:20:28 (58)	00:30:23 (57)	00:40:38 (56)	00:50:31 (54)	+08:24	16.6	00:09:53 00:10:34
55.	393	1978	<b>CIEŚLA Paweł</b> NIESTOWARZYSZONY	00:10:20 (55)	00:20:11 (53)	00:30:15 (54)	00:40:27 (55)	00:50:45 (55)	+08:38	16.5	00:09:51 00:10:20
56.	402	1979	<b>KASZEWSKI Przemysław</b> TIME TO RELAX KAMPER TEAM	00:10:27 (60)	00:20:24 (56)	00:30:21 (55)	00:40:27 (54)	00:50:50 (56)	+08:43	16.5	00:09:56 00:10:27
57.	399	1999	<b>MOZOLEWSKI Jakub</b> SOKÓLSKI KLUB KOLARSKI SOKÓŁ	00:10:15 (52)	00:20:15 (55)	00:30:22 (56)	00:40:39 (57)	00:51:01 (57)	+08:54	16.4	00:10:00 00:10:22
58.	414	1973	<b>PRAXMAJER Marcin</b> PŁOCKI KLUB KOLARSKI	00:10:09 (47)	00:20:12 (54)	00:30:28 (58)	00:40:50 (58)	00:51:08 (58)	+09:01	16.4	00:10:02 00:10:21
59.	298	1992	<b>WIETRZYKOWSKI Jakub</b> KLUB KOLARSKI WDA ŚWIECIE	00:10:25 (58)	00:20:29 (59)	00:30:37 (59)	00:40:55 (59)	00:51:08 (59)	+09:01	16.4	00:10:03 00:10:25
60.	376	1979	<b>ZIĘTKOWSKI Dariusz</b> VELOGD	00:10:41 (68)	00:20:38 (63)	00:30:44 (60)	00:41:10 (60)	00:51:25 (60)	+09:18	16.3	00:09:56 00:10:41
61.	395	1983	<b>ŚWIERCZYŃSKI Tomasz</b> LKK LUKS SŁAWNO	00:10:27 (59)	00:20:32 (60)	00:30:59 (61)	00:41:24 (61)	00:51:47 (61)	+09:40	16.2	00:10:05 00:10:27
62.	370	1983	<b>ZIEMBA Michał</b> CYKLO BYDGOSZCZ	00:10:40 (66)	00:20:50 (64)	00:31:10 (63)	00:41:37 (63)	00:51:57 (62)	+09:50	16.1	00:10:09 00:10:40



2024-11-16 Laskowice Pomorskie (POL)

## ANALIZA WYŚCIGU / RACE ANALYSIS: Mężczyźni Amator / Men Amateur

M-ce Place	Nr No	Rok YoB	Nazwisko i Imię / Drużyna Surname, FirstName / Team	okr. 1 lap 1	okr. 2 lap 2	okr. 3 lap 3	okr. 4 lap 4	Czas Time	Strata do zw. Str. do poprz.	km/h Avg	Min okr. Max okr.
63.	386	1981	<b>BARANOWSKI Łukasz</b> STOWARZYSZENIE KOLARSKI MIKOŁÓW	00:10:30 (63) 00:10:30 (63)	00:20:34 (61) 00:10:03 (60)	00:31:05 (62) 00:10:31 (64)	00:41:36 (62) 00:10:30 (63)	00:52:15 (63) 00:10:39 (65)	+10:08 +00:18	16.0	00:10:03 00:10:39
64.	306	1980	<b>URBAN Tomasz</b> NIESTOWARZYSZONY	00:10:12 (49) 00:10:12 (49)	00:20:35 (62) 00:10:22 (65)	00:31:12 (64) 00:10:37 (65)	00:41:57 (64) 00:10:44 (64)	00:52:28 (64) 00:10:31 (64)	+10:21 +00:13	16.0	00:10:12 00:10:44
65.	375	1987	<b>WIŚNIEWSKI Paweł</b> VELOGD	00:10:41 (67) 00:10:41 (67)	00:21:16 (66) 00:10:34 (66)	00:31:55 (66) 00:10:39 (66)	00:42:54 (66) 00:10:58 (67)	00:52:52 (65) 00:09:57 (51)	+10:45 +00:24	15.8	00:09:57 00:10:58
66.	374	1979	<b>KOWALCZYK Aleksander</b> VELOGD	00:10:51 (70) 00:10:51 (70)	00:21:03 (65) 00:10:12 (64)	00:31:34 (65) 00:10:30 (63)	00:42:24 (65) 00:10:49 (66)		-1		00:10:12 00:10:51
67.	406	1986	<b>SKWIERCZ Andrzej</b> NIESTOWARZYSZONY	00:11:02 (72) 00:11:02 (72)	00:21:42 (68) 00:10:40 (67)	00:32:24 (67) 00:10:41 (67)	00:43:13 (67) 00:10:48 (65)		-1		00:10:40 00:11:02
68.	391	1985	<b>BŁAZUCKI Piotr</b> CNC WARSZAWA BLAZE TECHNOLOGY	00:11:07 (75) 00:11:07 (75)	00:21:58 (72) 00:10:51 (69)	00:32:56 (68) 00:10:57 (69)	00:44:00 (68) 00:11:03 (70)		-1		00:10:51 00:11:07
69.	294	1977	<b>PAWŁOWSKI Roman</b> OWOCOWY PRZEŁAJ	00:10:38 (65) 00:10:38 (65)	00:21:50 (69) 00:11:12 (73)	00:33:03 (69) 00:11:12 (70)	00:44:09 (69) 00:11:06 (71)		-1		00:10:38 00:11:12
70.	380	1999	<b>MACHNICKI Karol</b> KLUB KOLARSKI ŻYCHLIN	00:10:45 (69) 00:10:45 (69)	00:21:55 (70) 00:11:10 (72)	00:33:15 (73) 00:11:19 (72)	00:44:17 (70) 00:11:01 (68)		-1		00:10:45 00:11:19
71.	301	1993	<b>WYRZYKOWSKI Mateusz</b> NIESTOWARZYSZONY	00:10:19 (54) 00:10:19 (54)	00:22:24 (74) 00:12:05 (77)	00:33:14 (72) 00:10:49 (68)	00:44:17 (71) 00:11:02 (69)		-1		00:10:19 00:12:05
72.	378	1989	<b>MAŃKOWSKI Bartosz</b> NIESTOWARZYSZONY	00:10:55 (71) 00:10:55 (71)	00:21:41 (67) 00:10:45 (68)	00:33:04 (70) 00:11:22 (73)	00:44:43 (72) 00:11:38 (73)		-1		00:10:45 00:11:38
73.	397	1982	<b>MARASZEK Michał</b> NIESTOWARZYSZONY	00:11:04 (73) 00:11:04 (73)	00:21:56 (71) 00:10:52 (70)	00:33:11 (71) 00:11:14 (71)	00:44:44 (73) 00:11:32 (72)		-1		00:10:52 00:11:32
74.	412	1983	<b>KOZDRYK Piotr</b> WMKS OLSZTYN SZKÓŁKA KOLARSKA W STAWIGUDZIE	00:11:12 (76) 00:11:12 (76)	00:22:10 (73) 00:10:57 (71)	00:33:49 (74) 00:11:38 (75)	00:45:31 (74) 00:11:42 (74)		-1		00:10:57 00:11:42
75.	381	1999	<b>WALCZAK Szymon</b> KLUB KOLARSKI ŻYCHLIN	00:11:47 (79) 00:11:47 (79)	00:23:24 (76) 00:11:36 (74)	00:34:55 (75) 00:11:30 (74)	00:47:26 (75) 00:12:31 (75)		-1		00:11:30 00:12:31
76.	417	1981	<b>POLAŃSKI Robert</b> NIESTOWARZYSZONY	00:11:39 (77) 00:11:39 (77)	00:23:23 (75) 00:11:43 (75)	00:35:24 (76) 00:12:01 (76)	00:48:16 (76) 00:12:52 (76)		-1		00:11:39 00:12:52
	342	2000	<b>KRUKOWSKI Bartosz</b> KK RZEPNICA					DNF			
	398	1989	<b>KUCIKIEWICZ Marcin</b> UKS BIZON BIEGANÓW	00:12:05 (80) 00:12:05 (80)				DNF			00:12:05 00:12:05



2024-11-16 Laskowice Pomorskie (POL)

## ANALIZA WYŚCIGU / RACE ANALYSIS: Mężczyźni Amator / Men Amateur

M-ce Place	Nr No	Rok YoB	Nazwisko i Imię / Drużyna Surname, FirstName / Team	okr. 1 lap 1	okr. 2 lap 2	okr. 3 lap 3	okr. 4 lap 4	Czas Time	Strata do zw. Str. do poprz.	km/h Avg	Min okr. Max okr.
	400	1973	<b>PIETRASZEWSKI Robert</b> LKK LUKS SŁAWNO	00:11:44 (78)	00:23:48 (77)			DNF			00:11:44 00:12:03
	403	1979	<b>GOSZ Marcin</b> NIESTOWARZYSZONY	00:11:05 (74)				DNF			00:11:05 00:11:05
	408	1978	<b>KOCUR Jacek</b> NIESTOWARZYSZONY					DNF			
	410	1988	<b>CIEŚLA Adam</b> SYRENKA CX	00:09:41 (31)				DNF			00:09:41 00:09:41
	310	1987	<b>KNAPCZYK Damian</b> MRT					DNS			
	352	1980	<b>KONIUSZEWSKI Bartosz</b> WINAAR CX!					DNS			
	357	2002	<b>KUFLEWSKI Bartosz</b> MLKS BASZTA BYTÓW					DNS			
	369	1976	<b>CZÓŁNO Marcin</b> VELOBANK TEAM					DNS			
	371	1972	<b>SZMISZKE Robert</b> BIKE CLUB PRABUTY					DNS			
	377	1997	<b>DALI Jan</b> NIESTOWARZYSZONY					DNS			
	385	1976	<b>BONER Bogdan</b> USŁUGI REMONTOWO-BUDOWLANE BONER					DNS			
	390	1989	<b>GĄSIOROWSKI Daniel</b> ENDURO TEAM					DNS			
	409	1983	<b>WOLANIN Jakub</b> GK MALBORK					DNS			
	413	1995	<b>KUPCZYK Mateusz</b> STREFASPORTU.PL WALBET TEAM					DNS			



# OWOCOWY PRZEŁAJ

16-11-2024 Laskowice Pomorskie



2024  
VIII Edycja  
UCI



2024



veloart



2024-11-16 Laskowice Pomorskie (POL)

## ANALIZA WYŚCIGU / RACE ANALYSIS: Mężczyźni Amator / Men Amateur

M-ce	Nr	Rok	Nazwisko i Imię / Drużyna	okr. 1	okr. 2	okr. 3	okr. 4	Czas	Strata do zw.	km/h	Min okr.
Place	No	YoB	Surname, FirstName / Team	lap 1	lap 2	lap 3	lap 4	Time	Str. do poprz.	Avg	Max okr.

Zawodników / Riders: 92

Ukończyło / Finished: 76

SĘDZIA GŁÓWNY UCI / PRESIDENT OF THE COMMISSAIRES PANEL UCI: Philippe MARIËN (BEL)

KOMISARZ PZKoi / NATIONAL COMMISSAIRE: Marek SOŁTYSIAK





2024-11-16 Laskowice Pomorskie (POL)

## ANALIZA WYŚCIGU / RACE ANALYSIS: Junior / Junior Men

Organizator / Organizer: Stowarzyszenie Owocowy Przełaj, Współorganizatorzy: Gmina Jezewo

Okrążenie / Lap distance: 14 km

Ilość okrążeń / Laps: 5

Czas startu / Start time: 12:30:00

M-ce Place	Nr No	Rok YoB	Nazwisko i Imię / Drużyna Surname, FirstName / Team	okr. 1 lap 1	okr. 2 lap 2	okr. 3 lap 3	okr. 4 lap 4	Czas Time	Strata do zw. Str. do poprz.	km/h Avg	Min okr. Max okr.
1.	190		2008 <b>MIZURO Kacper</b> PHO3NIX CYCLING TEAM	00:07:27 (1) 00:07:27 (1)	00:15:03 (1) 00:07:35 (1)	00:22:37 (1) 00:07:34 (1)	00:30:16 (1) 00:07:38 (1)	00:38:01 (1) 00:07:45 (4)		22.0	00:07:27 00:07:45
2.	193		2007 <b>PIETRZAK Piotr</b> UKS KRUPIŃSKI SUSZEC	00:07:34 (3) 00:07:34 (3)	00:15:11 (2) 00:07:37 (2)	00:22:49 (3) 00:07:38 (3)	00:30:38 (3) 00:07:48 (2)	00:38:20 (2) 00:07:41 (1)	+00:19 +00:19	21.9	00:07:34 00:07:48
3.	195		2007 <b>GWÓZDŹ Nikodem</b> GRUPA KOLARSKA GLIWICE	00:07:34 (2) 00:07:34 (2)	00:15:12 (3) 00:07:37 (3)	00:22:49 (2) 00:07:37 (2)	00:30:38 (2) 00:07:49 (3)	00:38:20 (3) 00:07:41 (2)	+00:19 +00:00	21.9	00:07:34 00:07:49
4.	200		2007 <b>ŁYŻWA Bartosz</b> AVATAR SILESIA TEAM	00:07:42 (4) 00:07:42 (4)	00:15:25 (4) 00:07:42 (4)	00:23:10 (4) 00:07:45 (4)	00:30:59 (4) 00:07:49 (4)	00:38:48 (4) 00:07:48 (6)	+00:47 +00:28	21.6	00:07:42 00:07:49
5.	191		2007 <b>ŁODEJ Leon</b> AKADEMIA KOLARSKA GŁOGÓW MAŁOPOLSKI	00:07:43 (5) 00:07:43 (5)	00:15:32 (5) 00:07:48 (7)	00:23:18 (6) 00:07:46 (6)	00:31:12 (6) 00:07:54 (10)	00:38:57 (5) 00:07:45 (3)	+00:56 +00:09	21.5	00:07:43 00:07:54
6.	210		2007 <b>MRÓZ Jan</b> GRUPA KOLARSKA GLIWICE	00:07:48 (7) 00:07:48 (7)	00:15:32 (6) 00:07:43 (5)	00:23:18 (5) 00:07:46 (5)	00:31:12 (5) 00:07:53 (9)	00:39:04 (6) 00:07:51 (8)	+01:03 +00:07	21.5	00:07:43 00:07:53
7.	196		2007 <b>ZDUNIAK Franciszek</b> WARSZAWSKI KLUB KOLARSKI	00:07:49 (9) 00:07:49 (9)	00:15:37 (7) 00:07:47 (6)	00:23:33 (7) 00:07:55 (11)	00:31:26 (7) 00:07:53 (8)	00:39:14 (7) 00:07:47 (5)	+01:13 +00:10	21.4	00:07:47 00:07:55
8.	198		2008 <b>FRANKOWIAK Dawid</b> MLUKS VICTORIA JAROCIN	00:07:49 (8) 00:07:49 (8)	00:15:43 (9) 00:07:53 (10)	00:23:37 (10) 00:07:54 (9)	00:31:27 (8) 00:07:49 (5)	00:39:17 (8) 00:07:50 (7)	+01:16 +00:03	21.3	00:07:49 00:07:54
9.	202		2007 <b>STRUZIK Aleksander</b> WARSZAWSKI KLUB KOLARSKI	00:07:57 (11) 00:07:57 (11)	00:15:47 (10) 00:07:49 (8)	00:23:35 (8) 00:07:48 (7)	00:31:29 (9) 00:07:53 (7)	00:39:23 (9) 00:07:54 (11)	+01:22 +00:06	21.3	00:07:48 00:07:57
10.	203		2007 <b>URBANEK Bartosz</b> GRUPA KOLARSKA VIKTORIA RYBNIK	00:07:48 (6) 00:07:48 (6)	00:15:39 (8) 00:07:51 (9)	00:23:36 (9) 00:07:56 (12)	00:31:37 (10) 00:08:00 (13)	00:39:29 (10) 00:07:52 (9)	+01:28 +00:06	21.2	00:07:48 00:08:00
11.	227		2008 <b>MEDELINSKAS Martynas</b> LITHUANIAN CX NATIONAL TEAM	00:07:59 (13) 00:07:59 (13)	00:15:54 (12) 00:07:54 (11)	00:23:48 (11) 00:07:54 (8)	00:31:39 (11) 00:07:50 (6)	00:39:33 (11) 00:07:54 (12)	+01:32 +00:04	21.2	00:07:50 00:07:59
12.	192		2007 <b>AASTRUP Vilmar</b> BAUHAUS CYCLING TEAM	00:08:06 (16) 00:08:06 (16)	00:16:03 (14) 00:07:57 (15)	00:24:08 (14) 00:08:05 (14)	00:32:07 (12) 00:07:58 (12)	00:40:03 (12) 00:07:55 (13)	+02:02 +00:30	20.9	00:07:55 00:08:06
13.	206		2007 <b>GOLONKO Ignacy</b> UKS COPERNICUS TORUŃ CCC - SMS TORUŃ	00:07:55 (10) 00:07:55 (10)	00:15:50 (11) 00:07:55 (12)	00:23:56 (12) 00:08:05 (15)	00:32:13 (14) 00:08:17 (17)	00:40:07 (13) 00:07:53 (10)	+02:06 +00:04	20.9	00:07:53 00:08:17
14.	199		2008 <b>BEREŻNICKI Kosma</b> JKK JELENIOGÓRSKI KLUB KOLARSKI	00:07:59 (12) 00:07:59 (12)	00:16:07 (15) 00:08:07 (17)	00:24:08 (13) 00:08:01 (13)	00:32:13 (13) 00:08:05 (14)	00:40:21 (14) 00:08:08 (15)	+02:20 +00:14	20.8	00:07:59 00:08:08



2024-11-16 Laskowice Pomorskie (POL)

## ANALIZA WYŚCIGU / RACE ANALYSIS: Junior / Junior Men

M-ce	Nr	Rok	Nazwisko i Imię / Drużyna	okr. 1	okr. 2	okr. 3	okr. 4	Czas	Strata do zw.	km/h	Min okr.
Place	No	YoB	Surname, FirstName / Team	lap 1	lap 2	lap 3	lap 4	Time	Str. do poprz.	Avg	Max okr.
15.	197		2008 <b>BICZYK Konrad</b> LUKS TRÓJKA PIASECZNO	<b>00:08:32 (24)</b> 00:08:32 (24)	<b>00:16:29 (20)</b> 00:07:56 (13)	<b>00:24:24 (15)</b> 00:07:54 (10)	<b>00:32:40 (15)</b> 00:08:16 (16)	<b>00:40:43 (15)</b> 00:08:03 (14)	<b>+02:42</b> +00:22	20.6	00:07:54 00:08:32
16.	201		2008 <b>RUTKOWSKI Łukasz</b> AVATAR SILESIA TEAM	<b>00:08:02 (14)</b> 00:08:02 (14)	<b>00:15:59 (13)</b> 00:07:57 (14)	<b>00:24:50 (20)</b> 00:08:51 (38)	<b>00:32:48 (17)</b> 00:07:58 (11)	<b>00:40:58 (16)</b> 00:08:09 (17)	<b>+02:57</b> +00:15	20.5	00:07:57 00:08:51
17.	215		2007 <b>KOCUR Stanisław</b> AVATAR SILESIA TEAM	<b>00:08:05 (15)</b> 00:08:05 (15)	<b>00:16:14 (16)</b> 00:08:08 (19)	<b>00:24:29 (16)</b> 00:08:15 (17)	<b>00:32:48 (16)</b> 00:08:19 (20)	<b>00:41:03 (17)</b> 00:08:14 (18)	<b>+03:02</b> +00:05	20.4	00:08:05 00:08:19
18.	212		2007 <b>SITEK Wiktor</b> MKS CYCLO KORONA KIELCE BALKER	<b>00:08:13 (20)</b> 00:08:13 (20)	<b>00:16:28 (19)</b> 00:08:14 (21)	<b>00:24:41 (18)</b> 00:08:12 (16)	<b>00:32:56 (18)</b> 00:08:14 (15)	<b>00:41:15 (18)</b> 00:08:19 (22)	<b>+03:14</b> +00:12	20.3	00:08:12 00:08:19
19.	194		2008 <b>PAPOUŠEK Adam</b> BIKE FREAKS HOLICE	<b>00:08:12 (19)</b> 00:08:12 (19)	<b>00:16:43 (22)</b> 00:08:30 (26)	<b>00:25:09 (22)</b> 00:08:26 (22)	<b>00:33:27 (21)</b> 00:08:18 (19)	<b>00:41:36 (19)</b> 00:08:08 (16)	<b>+03:35</b> +00:21	20.1	00:08:08 00:08:30
20.	226		2007 <b>KOSTKOWSKI Joachim</b> ALKS STAL GRUDZIĄDZ OCETIX IGLOTEX	<b>00:08:15 (21)</b> 00:08:15 (21)	<b>00:16:31 (21)</b> 00:08:15 (22)	<b>00:25:01 (21)</b> 00:08:30 (25)	<b>00:33:27 (20)</b> 00:08:26 (23)	<b>00:41:45 (20)</b> 00:08:17 (20)	<b>+03:44</b> +00:09	20.1	00:08:15 00:08:30
21.	207		2008 <b>BŁYSKOŃ Jan</b> LKS TRASA ZIELONA GÓRA	<b>00:08:06 (17)</b> 00:08:06 (17)	<b>00:16:15 (18)</b> 00:08:08 (18)	<b>00:24:36 (17)</b> 00:08:21 (19)	<b>00:33:08 (19)</b> 00:08:32 (25)	<b>00:41:51 (21)</b> 00:08:42 (32)	<b>+03:50</b> +00:06	20.0	00:08:06 00:08:42
22.	237		2007 <b>CIBOROWSKI Nataniel</b> UKS COPERNICUS TORUŃ CCC - SMS TORUŃ	<b>00:08:34 (26)</b> 00:08:34 (26)	<b>00:16:56 (23)</b> 00:08:21 (23)	<b>00:25:15 (23)</b> 00:08:19 (18)	<b>00:33:41 (22)</b> 00:08:25 (22)	<b>00:42:00 (22)</b> 00:08:18 (21)	<b>+03:59</b> +00:09	19.9	00:08:18 00:08:34
23.	205		2008 <b>LUTOWSKI Wiktor</b> LKS TRASA ZIELONA GÓRA	<b>00:08:49 (38)</b> 00:08:49 (38)	<b>00:17:01 (25)</b> 00:08:11 (20)	<b>00:25:22 (24)</b> 00:08:21 (20)	<b>00:33:45 (23)</b> 00:08:22 (21)	<b>00:42:07 (23)</b> 00:08:21 (25)	<b>+04:06</b> +00:07	19.9	00:08:11 00:08:49
24.	232		2007 <b>PAVLOVAS Justinas</b> LITHUANIAN CX NATIONAL TEAM	<b>00:08:36 (28)</b> 00:08:36 (28)	<b>00:17:09 (28)</b> 00:08:33 (29)	<b>00:25:39 (26)</b> 00:08:29 (24)	<b>00:33:56 (25)</b> 00:08:17 (18)	<b>00:42:13 (24)</b> 00:08:16 (19)	<b>+04:12</b> +00:06	19.8	00:08:16 00:08:36
25.	222		2008 <b>SOBOCIŃSKI Patryk</b> MSR MRAĞOWO	<b>00:08:09 (18)</b> 00:08:09 (18)	<b>00:16:14 (17)</b> 00:08:04 (16)	<b>00:24:46 (19)</b> 00:08:31 (27)	<b>00:33:46 (24)</b> 00:08:59 (38)	<b>00:42:17 (25)</b> 00:08:31 (28)	<b>+04:16</b> +00:04	19.8	00:08:04 00:08:59
26.	204		2008 <b>WIERZBICKI Maksymilian</b> UCZNIOWSKI KLUB KOLARSKI PROSTKI	<b>00:08:33 (25)</b> 00:08:33 (25)	<b>00:17:05 (26)</b> 00:08:32 (28)	<b>00:25:32 (25)</b> 00:08:26 (21)	<b>00:34:08 (26)</b> 00:08:36 (27)	<b>00:42:29 (26)</b> 00:08:20 (24)	<b>+04:28</b> +00:12	19.7	00:08:20 00:08:36
27.	229		2008 <b>FILIPOWICZ Antoni</b> UKKS ORIENS CHOJNÓW	<b>00:08:38 (30)</b> 00:08:38 (30)	<b>00:17:08 (27)</b> 00:08:29 (24)	<b>00:25:39 (27)</b> 00:08:31 (28)	<b>00:34:10 (27)</b> 00:08:30 (24)	<b>00:42:30 (27)</b> 00:08:20 (23)	<b>+04:29</b> +00:01	19.7	00:08:20 00:08:38
28.	209		2008 <b>OKRAĞŁY Patryk</b> MSR MRAĞOWO	<b>00:08:42 (32)</b> 00:08:42 (32)	<b>00:17:12 (29)</b> 00:08:29 (25)	<b>00:25:41 (28)</b> 00:08:28 (23)	<b>00:34:15 (28)</b> 00:08:34 (26)	<b>00:42:54 (28)</b> 00:08:39 (30)	<b>+04:53</b> +00:24	19.5	00:08:28 00:08:42
29.	218		2007 <b>CIMASZEWSKI Oskar</b> UKS "WYGODA" BIAŁYSTOK	<b>00:08:37 (29)</b> 00:08:37 (29)	<b>00:17:13 (30)</b> 00:08:36 (32)	<b>00:25:44 (30)</b> 00:08:30 (26)	<b>00:34:21 (29)</b> 00:08:37 (28)	<b>00:43:01 (29)</b> 00:08:39 (29)	<b>+05:00</b> +00:07	19.5	00:08:30 00:08:39
30.	208		2008 <b>SZUMSKI Sebastian</b> UCZNIOWSKI KLUB KOLARSKI PROSTKI	<b>00:08:20 (22)</b> 00:08:20 (22)	<b>00:16:56 (24)</b> 00:08:35 (31)	<b>00:25:43 (29)</b> 00:08:46 (35)	<b>00:34:34 (30)</b> 00:08:51 (34)	<b>00:43:18 (30)</b> 00:08:44 (33)	<b>+05:17</b> +00:17	19.3	00:08:20 00:08:51



2024-11-16 Laskowice Pomorskie (POL)

## ANALIZA WYŚCIGU / RACE ANALYSIS: Junior / Junior Men

M-ce	Nr	Rok	Nazwisko i Imię / Drużyna	okr. 1	okr. 2	okr. 3	okr. 4	Czas	Strata do zw.	km/h	Min okr.
Place	No	YoB	Surname, FirstName / Team	lap 1	lap 2	lap 3	lap 4	Time	Str. do poprz.	Avg	Max okr.
31.	220		2008 <b>BALIŃSKI Leon</b> UKS COPERNICUS TORUŃ CCC - SMS TORUŃ	00:08:46 (34)	00:17:24 (35)	00:25:59 (32)	00:34:43 (32)	00:43:24 (31)	+05:23	19.3	00:08:35
				00:08:46 (34)	00:08:37 (33)	00:08:35 (30)	00:08:44 (32)	00:08:40 (31)	+00:06		00:08:46
32.	217		2008 <b>DORSZYŃSKI Joachim</b> MLKS BASZTA BYTÓW	00:08:31 (23)	00:17:22 (34)	00:25:57 (31)	00:34:39 (31)	00:43:27 (32)	+05:26	19.3	00:08:31
				00:08:31 (23)	00:08:51 (37)	00:08:35 (31)	00:08:41 (30)	00:08:47 (35)	+00:03		00:08:51
33.	211		2008 <b>GILEWSKI Jakub</b> UKS "WYGODA" BIAŁYSTOK	00:08:39 (31)	00:17:14 (31)	00:26:03 (34)	00:34:47 (33)	00:43:34 (33)	+05:33	19.2	00:08:34
				00:08:39 (31)	00:08:34 (30)	00:08:49 (37)	00:08:43 (31)	00:08:47 (34)	+00:07		00:08:49
34.	234		2008 <b>CHADUKIEWICZ Jan</b> PTC PABIANICE / DSV	00:09:05 (41)	00:17:44 (38)	00:26:20 (35)	00:35:13 (35)	00:43:37 (34)	+05:36	19.2	00:08:24
				00:09:05 (41)	00:08:39 (34)	00:08:35 (29)	00:08:53 (36)	00:08:24 (27)	+00:03		00:09:05
35.	219		2008 <b>GAJDA Ignacy</b> WARSZAWSKI KLUB KOLARSKI	00:08:49 (39)	00:17:50 (40)	00:26:33 (38)	00:35:14 (36)	00:43:38 (35)	+05:37	19.2	00:08:23
				00:08:49 (39)	00:09:00 (40)	00:08:42 (34)	00:08:41 (29)	00:08:23 (26)	+00:01		00:09:00
36.	225		2007 <b>WAWRZYŃIAK Mikołaj</b> KS KOŁOWNIK WŁOSZAKOWICE	00:08:48 (36)	00:17:21 (33)	00:26:01 (33)	00:34:54 (34)	00:43:59 (36)	+05:58	19.0	00:08:32
				00:08:48 (36)	00:08:32 (27)	00:08:40 (33)	00:08:53 (35)	00:09:04 (40)	+00:21		00:09:04
37.	213		2007 <b>MASZKOWSKI Mateusz</b> MEDISEPT MAYDAY TEAM	00:08:49 (37)	00:17:44 (37)	00:26:22 (36)	00:35:22 (37)	00:44:22 (37)	+06:21	18.9	00:08:38
				00:08:49 (37)	00:08:55 (39)	00:08:38 (32)	00:08:59 (37)	00:09:00 (37)	+00:23		00:09:00
38.	216		2007 <b>KLACZKOWSKI Borys</b> KLKS "AZALIA" BRZOZA KRÓLEWSKA	00:08:53 (40)	00:17:48 (39)	00:26:44 (39)	00:35:31 (38)	00:44:31 (38)	+06:30	18.8	00:08:47
				00:08:53 (40)	00:08:54 (38)	00:08:55 (39)	00:08:47 (33)	00:09:00 (38)	+00:09		00:09:00
39.	228		2008 <b>ZELCER Bartosz</b> ALKS STAL GRUDZIĄDZ BIG STAR HUGE	00:08:45 (33)	00:17:59 (41)	00:26:48 (40)	00:35:54 (40)	00:44:57 (39)	+06:56	18.6	00:08:45
				00:08:45 (33)	00:09:14 (42)	00:08:49 (36)	00:09:05 (39)	00:09:02 (39)	+00:26		00:09:14
40.	214		2007 <b>KUCHARCZYK Aleksander</b> LUKS TRÓJKA PIASECZNO	00:08:35 (27)	00:17:20 (32)	00:26:25 (37)	00:35:38 (39)	00:45:02 (40)	+07:01	18.6	00:08:35
				00:08:35 (27)	00:08:45 (36)	00:09:04 (40)	00:09:12 (40)	00:09:23 (41)	+00:05		00:09:23
41.	223		2008 <b>PTASZYŃSKI Kacper</b> LKS TRASA ZIELONA GÓRA	00:08:48 (35)	00:17:31 (36)	00:26:49 (41)	00:36:10 (41)	00:45:04 (41)	+07:03	18.6	00:08:42
				00:08:48 (35)	00:08:42 (35)	00:09:18 (42)	00:09:20 (42)	00:08:54 (36)	+00:02		00:09:20
42.	231		2008 <b>JAKUBCZYK Józef</b> WARSZAWSKI KLUB KOLARSKI	00:09:08 (42)	00:18:12 (42)	00:27:27 (42)	00:36:44 (42)		-1		00:09:03
				00:09:08 (42)	00:09:03 (41)	00:09:15 (41)	00:09:17 (41)				00:09:17
43.	224		2008 <b>FILIPIAK Kamil</b> UKS COPERNICUS TORUŃ CCC - SMS TORUŃ	00:09:24 (44)	00:18:47 (43)	00:28:25 (43)			-2		00:09:23
				00:09:24 (44)	00:09:23 (43)	00:09:37 (43)					00:09:37
44.	233		2007 <b>KASPROWICZ Aleksander</b> ALKS STAL GRUDZIĄDZ OCETIX IGLOTEX	00:09:15 (43)	00:19:31 (44)	00:29:17 (44)			-2		00:09:15
				00:09:15 (43)	00:10:15 (44)	00:09:46 (44)					00:10:15
45.	236		2008 <b>KRÓL Radosław</b> UKS COPERNICUS TORUŃ CCC - SMS TORUŃ	00:10:01 (45)	00:20:20 (45)	00:30:40 (45)			-2		00:10:01
				00:10:01 (45)	00:10:19 (45)	00:10:19 (45)					00:10:19
	221		2007 <b>KOCIĘCKI Dawid</b> WMKS OLSZTYN						DNS		



# OWOCOWY PRZEŁAJ

16-11-2024 Laskowice Pomorskie



2024 VIII Edycja UCI



2024



veloart



2024-11-16 Laskowice Pomorskie (POL)

## ANALIZA WYŚCIGU / RACE ANALYSIS: Junior / Junior Men

M-ce	Nr	Rok	Nazwisko i Imię / Drużyna	okr. 1	okr. 2	okr. 3	okr. 4	Czas	Strata do zw.	km/h	Min okr.
Place	No	YoB	Surname, FirstName / Team	lap 1	lap 2	lap 3	lap 4	Time	Str. do poprz.	Avg	Max okr.
	230	2007	GURZYŃSKI Krzysztof UKS COPERNICUS TORUŃ CCC - SMS TORUŃ					DNS			

Zawodników / Riders: 47

Ukończyło / Finished: 45

SĘDZIA GŁÓWNY UCI / PRESIDENT OF THE COMMISSAIRES PANEL UCI: Philippe MARIËN (BEL)

KOMISARZ PZKoi / NATIONAL COMMISSAIRE: Marek SOŁTYSIAK



# OWOCOWY PRZEŁAJ

16-11-2024 Laskowice Pomorskie



2024  
VIII Edycja  
UCI



2024



veloart



2024-11-16 Laskowice Pomorskie (POL)

## ANALIZA WYŚCIGU / RACE ANALYSIS: Elita Kobiety / Elite Women

Organizator / Organizer: Stowarzyszenie Owocowy Przełaj, Współorganizatorzy: Gmina Jeżewo

Okrążenie / Lap distance: 16.8 km

Ilość okrążeń / Laps: 6

Czas startu / Start time: 13:30:00

M-ce Place	Nr No	Rok YoB	Nazwisko i Imię / Drużyna Surname, FirstName / Team	okr. 1 lap 1	okr. 2 lap 2	okr. 3 lap 3	okr. 4 lap 4	okr. 5 lap 5	Czas Time	Strata do zw. Str. do poprz.	km/h Avg	Min okr. Max okr.
1.	101	1990	KRZYSTAŁA Zuzanna PHO3NIX CYCLING TEAM	00:08:25 (1) 00:08:25 (1)	00:16:36 (1) 00:08:10 (1)	00:24:45 (1) 00:08:09 (1)	00:32:57 (1) 00:08:12 (1)	00:41:12 (1) 00:08:14 (1)	00:49:19 (1) 00:08:07 (1)		20.4	00:08:07 00:08:25
2.	102	1998	BIAŁEK Antonina WARSZAWSKI KLUB KOLARSKI	00:08:29 (2) 00:08:29 (2)	00:16:59 (2) 00:08:30 (2)	00:25:18 (2) 00:08:18 (2)	00:33:34 (2) 00:08:16 (2)	00:41:51 (2) 00:08:17 (2)	00:50:11 (2) 00:08:20 (2)	+00:52 +00:52	20.0	00:08:16 00:08:30
3.	103	2006 U23 (1)	BUDDE Kaija PETER PANE NAGEL CX TEAM	00:08:34 (4) 00:08:34 (4)	00:17:21 (3) 00:08:46 (3)	00:26:14 (4) 00:08:53 (6)	00:35:08 (3) 00:08:54 (5)	00:43:49 (3) 00:08:40 (5)	00:52:20 (3) 00:08:30 (3)	+03:01 +02:09	19.2	00:08:30 00:08:54
4.	105	2006 U23 (2)	BLUSZCZ Zofia PHO3NIX CYCLING TEAM	00:08:34 (3) 00:08:34 (3)	00:17:21 (4) 00:08:47 (4)	00:26:14 (3) 00:08:52 (4)	00:35:09 (4) 00:08:54 (6)	00:43:59 (4) 00:08:49 (6)	00:52:47 (4) 00:08:48 (5)	+03:28 +00:27	19.0	00:08:34 00:08:54
5.	106	1998	CZABOK Klaudia WARSZAWSKI KLUB KOLARSKI	00:08:58 (6) 00:08:58 (6)	00:17:53 (6) 00:08:54 (6)	00:26:46 (6) 00:08:53 (5)	00:35:33 (6) 00:08:46 (4)	00:44:12 (5) 00:08:39 (4)	00:53:03 (5) 00:08:50 (6)	+03:44 +00:16	18.9	00:08:39 00:08:58
6.	108	1997	POLUS Adrianna NIEZRZESZONA	00:08:48 (5) 00:08:48 (5)	00:17:37 (5) 00:08:48 (5)	00:26:32 (5) 00:08:55 (7)	00:35:27 (5) 00:08:55 (7)	00:44:22 (6) 00:08:54 (7)	00:53:30 (6) 00:09:08 (7)	+04:11 +00:27	18.8	00:08:48 00:09:08
7.	112	2006 U23 (3)	WAŚATY Weronika CANTURINO 1902 ASD ZIEMIA DARŁOWSKA	00:09:06 (7) 00:09:06 (7)	00:18:14 (7) 00:09:07 (7)	00:27:29 (7) 00:09:15 (8)	00:36:46 (7) 00:09:16 (8)	00:45:50 (7) 00:09:04 (8)	00:55:16 (7) 00:09:25 (8)	+05:57 +01:46	18.2	00:09:04 00:09:25
8.	104	2006 U23 (4)	DUTCZAK Rozalia LKS TRASA ZIELONA GÓRA	00:12:09 (12) 00:12:09 (12)	00:21:20 (12) 00:09:10 (8)	00:29:56 (9) 00:08:36 (3)	00:38:35 (8) 00:08:38 (3)	00:47:03 (8) 00:08:27 (3)	00:55:38 (8) 00:08:34 (4)	+06:19 +00:22	18.1	00:08:27 00:12:09
9.	113	2004 U23 (5)	KARPIŃSKA Karolina MLKS BASZTA BYTÓW	00:09:57 (10) 00:09:57 (10)	00:19:54 (8) 00:09:57 (9)	00:29:51 (8) 00:09:56 (9)	00:39:56 (9) 00:10:04 (9)			-2		00:09:56 00:10:04
10.	111	2006 U23 (6)	TYSZKIEWICZ Kinga MKS ŚRODA WIELKOPOLSKA	00:09:45 (9) 00:09:45 (9)	00:20:00 (9) 00:10:15 (10)	00:30:03 (10) 00:10:02 (10)	00:40:25 (10) 00:10:21 (10)			-2		00:09:45 00:10:21
11.	109	2004 U23 (7)	ŻUR Kinga WARSZAWSKI KLUB KOLARSKI	00:09:39 (8) 00:09:39 (8)	00:20:11 (10) 00:10:31 (11)	00:31:02 (11) 00:10:50 (11)				-3		00:09:39 00:10:50
12.	110	2003 U23 (8)	GŁADOSZ Wiktoria LUKS ETB TEAM W GŁOGOWIE	00:10:13 (11) 00:10:13 (11)	00:21:08 (11) 00:10:55 (12)	00:32:09 (12) 00:11:00 (12)				-3		00:10:13 00:11:00

Zawodników / Riders: 12

Ukończyło / Finished: 12

SĘDZIA GŁÓWNY UCI / PRESIDENT OF THE COMMISSAIRES PANEL UCI: Philippe MARIËN (BEL)

KOMISARZ PZKoi / NATIONAL COMMISSAIRE: Marek SOŁTYSIAK



2024-11-16 Laskowice Pomorskie (POL)

## ANALIZA WYŚCIGU / RACE ANALYSIS: Juniorka / Junior Women

Organizator / Organizer: Stowarzyszenie Owocowy Przełaj, Współorganizatorzy: Gmina Jezewo

Okrążenie / Lap distance: 14 km

Ilość okrążeń / Laps: 5

Czas startu / Start time: 13:31:00

M-ce	Nr	Rok	Nazwisko i Imię / Drużyna	okr. 1	okr. 2	okr. 3	okr. 4	Czas	Strata do zw.	km/h	Min okr.
Place	No	YoB	Surname, FirstName / Team	lap 1	lap 2	lap 3	lap 4	Time	Str. do poprz.	Avg	Max okr.
1.	264	2008	AMBROŹKIEWICZ Maria PHO3NIX CYCLING TEAM	00:09:02 (1) 00:09:02 (1)	00:17:55 (1) 00:08:53 (1)	00:26:52 (2) 00:08:57 (2)	00:35:30 (1) 00:08:38 (1)	00:44:32 (1) 00:09:01 (2)		18.8	00:08:38 00:09:02
2.	265	2008	SŁOMKA Kinga STOWARZYSZENIE KOLARSKI MIKOŁÓW	00:09:02 (2) 00:09:02 (2)	00:17:55 (2) 00:08:53 (2)	00:26:52 (1) 00:08:56 (1)	00:35:47 (2) 00:08:55 (2)	00:44:50 (2) 00:09:02 (3)	+00:18 +00:18	18.7	00:08:53 00:09:02
3.	268	2008	BINDACZ Emilia GRUPA KOLARSKA VIKTORIA RYBNIK	00:09:03 (3) 00:09:03 (3)	00:18:02 (3) 00:08:59 (3)	00:27:02 (3) 00:09:00 (3)	00:36:03 (3) 00:09:01 (3)	00:45:02 (3) 00:08:58 (1)	+00:30 +00:12	18.6	00:08:58 00:09:03
4.	262	2007	KOZDRAŚ Hanna MIEJSKI KLUB SPORTOWY POLKOWICE	00:09:06 (4) 00:09:06 (4)	00:18:12 (5) 00:09:06 (5)	00:27:16 (4) 00:09:03 (4)	00:36:21 (4) 00:09:04 (4)	00:45:28 (4) 00:09:07 (5)	+00:56 +00:26	18.4	00:09:03 00:09:07
5.	269	2008	KORONA Lena GRUPA KOLARSKA VIKTORIA RYBNIK	00:09:08 (5) 00:09:08 (5)	00:18:12 (4) 00:09:03 (4)	00:27:17 (5) 00:09:04 (5)	00:36:32 (5) 00:09:15 (5)	00:45:39 (5) 00:09:06 (4)	+01:07 +00:11	18.3	00:09:03 00:09:15
6.	261	2007	MAJKOWSKA Julia MLKS BASZTA BYTÓW	00:09:29 (8) 00:09:29 (8)	00:18:38 (6) 00:09:09 (6)	00:27:49 (6) 00:09:11 (6)	00:37:12 (6) 00:09:22 (6)	00:46:40 (6) 00:09:27 (6)	+02:08 +01:01	17.9	00:09:09 00:09:29
7.	266	2008	SEKTA Agata AVATAR SILESIA TEAM	00:09:21 (6) 00:09:21 (6)	00:18:44 (7) 00:09:23 (7)	00:28:12 (7) 00:09:27 (7)	00:37:51 (7) 00:09:38 (7)	00:47:55 (7) 00:10:04 (8)	+03:23 +01:15	17.5	00:09:21 00:10:04
8.	274	2008	LIUTINSKAITĖ Monika LITHUANIA CX NATIONAL TEAM	00:09:25 (7) 00:09:25 (7)	00:18:53 (8) 00:09:27 (8)	00:28:21 (8) 00:09:28 (8)	00:38:21 (8) 00:10:00 (8)	00:48:19 (8) 00:09:57 (7)	+03:47 +00:24	17.3	00:09:25 00:10:00
9.	272	2008	SZYMAŃSKA Amelia UKS COPERNICUS TORUŃ CCC - SMS TORUŃ	00:10:05 (9) 00:10:05 (9)	00:20:15 (9) 00:10:09 (9)	00:30:31 (9) 00:10:16 (10)	00:40:41 (9) 00:10:09 (9)	00:50:57 (9) 00:10:16 (10)	+06:25 +02:38	16.4	00:10:05 00:10:16
10.	273	2007	KONCZALSKA Natalia UKS COPERNICUS TORUŃ CCC - SMS TORUŃ	00:10:16 (11) 00:10:16 (11)	00:20:28 (10) 00:10:11 (10)	00:30:34 (10) 00:10:06 (9)	00:40:56 (10) 00:10:21 (10)	00:51:04 (10) 00:10:08 (9)	+06:32 +00:07	16.4	00:10:06 00:10:21
11.	263	2007	CZARNA Maja LKS TRASA ZIELONA GÓRA	00:10:29 (12) 00:10:29 (12)	00:20:51 (11) 00:10:21 (11)	00:31:19 (11) 00:10:28 (11)	00:42:10 (11) 00:10:51 (11)		-1		00:10:21 00:10:51
12.	276	2008	AUGUSTYNIAK Aniela GRUPA KOLARSKA GLIWICE	00:10:16 (10) 00:10:16 (10)	00:20:59 (12) 00:10:43 (12)	00:32:14 (12) 00:11:14 (12)	00:43:25 (12) 00:11:11 (12)		-1		00:10:16 00:11:14
13.	267	2008	GILEWSKA Julia UKS "WYGODA" BIAŁYSTOK / SZKÓŁKA KOLARSKA W OGRODNICZKACH	00:11:00 (13) 00:11:00 (13)	00:22:13 (13) 00:11:13 (13)	00:33:41 (13) 00:11:28 (14)			-2		00:11:00 00:11:28
14.	275	2008	FIGURSKA Nadia UKS COPERNICUS TORUŃ CCC - SMS TORUŃ	00:11:11 (14) 00:11:11 (14)	00:22:37 (14) 00:11:26 (14)	00:33:55 (14) 00:11:17 (13)			-2		00:11:11 00:11:26



# OWOCOWY PRZEŁAJ

16-11-2024 Laskowice Pomorskie



2024  
VIII Edycja  
UCI



2024



veloart



2024-11-16 Laskowice Pomorskie (POL)

## ANALIZA WYŚCIGU / RACE ANALYSIS: Juniorka / Junior Women

M-ce	Nr	Rok	Nazwisko i Imię / Drużyna	okr. 1	okr. 2	okr. 3	okr. 4	Czas	Strata do zw.	km/h	Min okr.
Place	No	YoB	Surname, FirstName / Team	lap 1	lap 2	lap 3	lap 4	Time	Str. do poprz.	Avg	Max okr.
15.	271	2008	STEPNOWSKA Magda LKS TRASA ZIELONA GÓRA	00:11:26 (15)	00:23:25 (15)	00:35:43 (15)			-2		00:11:26
				00:11:26 (15)	00:11:58 (15)	00:12:17 (15)					00:12:17
	270	2008	SZTENCEL Maja K.S KLIF CHŁAPOWO	00:12:56 (16)				DNF			00:12:56
				00:12:56 (16)							00:12:56

Zawodników / Riders: 16

Ukończyło / Finished: 15

SĘDZIA GŁÓWNY UCI / PRESIDENT OF THE COMMISSAIRES PANEL UCI: Philippe MARIËN (BEL)

KOMISARZ PZKOl / NATIONAL COMMISSAIRE: Marek SOŁTYSIĄK



# OWOCOWY PRZEŁAJ

16-11-2024 Laskowice Pomorskie



2024  
VIII Edycja  
UCI

UCI



2024



va veloart



2024-11-16 Laskowice Pomorskie (POL)

## ANALIZA WYŚCIGU / RACE ANALYSIS: Elita Mężczyźni / Elite Men

Organizator / Organizer: Stowarzyszenie Owocowy Przełaj, Współorganizatorzy: Gmina Jezewo

Okrążenie / Lap distance: 22.4 km

Ilość okrążeń / Laps: 8

Czas startu / Start time: 14:30:00

M-ce	Nr	Rok	Nazwisko i Imię / Drużyna	okr. 1	okr. 2	okr. 3	okr. 4	okr. 5	okr. 6	okr. 7	Czas	Strata do zw.	km/h	Min okr.
Place	No	YoB	Surname, FirstName / Team	lap 1	lap 2	lap 3	lap 4	lap 5	lap 6	lap 7	Time	Str. do poprz.	Avg	Max okr.
1.	4		2003 U23 (1) <b>GEERAERTS Ferre</b> ALFASUN BASSO TEAM FLANDE	00:07:18 (4)	00:14:27 (2)	00:21:35 (2)	00:28:41 (1)	00:35:54 (1)	00:43:00 (1)	00:50:17 (1)	00:57:47 (1)		23.2	00:07:05
2.	1		2005 U23 (2) <b>GARNEK Ksawier</b> UKS KRUPIŃSKI SUSZEC	00:07:15 (1)	00:14:27 (1)	00:21:35 (1)	00:28:41 (2)	00:35:54 (2)	00:43:04 (2)	00:50:32 (2)	00:58:18 (2)	+00:31	23.0	00:07:06
3.	6		2003 U23 (3) <b>KOECH Silas</b> PETER PANE NAGEL CX TEAM	00:07:25 (10)	00:14:38 (5)	00:22:15 (7)	00:29:34 (6)	00:36:50 (3)	00:44:10 (3)	00:51:34 (3)	00:58:48 (3)	+01:01	22.8	00:07:13
4.	16		1997 <b>SOWIŃSKI Artur</b> VOSTER ATS TEAM	00:07:24 (9)	00:14:42 (7)	00:22:05 (5)	00:29:28 (4)	00:36:51 (4)	00:44:10 (4)	00:51:34 (4)	00:58:57 (4)	+01:10	22.7	00:07:18
5.	12		1997 <b>HELTA Filip</b> KTM SGR MTB TEAM	00:07:18 (5)	00:14:35 (4)	00:21:57 (4)	00:29:25 (3)	00:36:51 (5)	00:44:16 (5)	00:51:41 (5)	00:59:04 (5)	+01:17	22.7	00:07:16
6.	5		2002 <b>POMIAN Szymon</b> MAZOWSZE SERCE POLSKI	00:07:23 (8)	00:14:40 (6)	00:22:08 (6)	00:29:32 (5)	00:37:03 (6)	00:44:33 (6)	00:52:11 (6)	01:00:03 (6)	+02:16	22.3	00:07:17
7.	9		1998 <b>OSTASZEWSKI Karol</b> JBG-2 TEAM	00:07:38 (13)	00:15:09 (13)	00:22:43 (11)	00:30:19 (10)	00:37:50 (7)	00:45:21 (7)	00:52:55 (7)	01:00:31 (7)	+02:44	22.2	00:07:30
8.	10		2001 <b>OBERTEICHER Matteo</b> PETER PANE NAGEL CX TEAM	00:07:40 (14)	00:15:19 (15)	00:22:56 (15)	00:30:38 (14)	00:38:09 (11)	00:45:33 (10)	00:53:13 (10)	01:00:36 (8)	+02:49	22.1	00:07:23
9.	8		2005 U23 (4) <b>TABARA Šimon</b> BRILON RACING TEAM MB	00:07:21 (7)	00:14:43 (10)	00:22:29 (9)	00:30:09 (8)	00:37:50 (9)	00:45:33 (9)	00:53:12 (9)	01:00:37 (9)	+02:50	22.1	00:07:21
10.	13		1998 <b>JONA Dawid</b> GRUPA KOLARSKA GLIWICE	00:07:17 (2)	00:14:43 (8)	00:22:24 (8)	00:30:04 (7)	00:37:50 (8)	00:45:38 (11)	00:53:13 (11)	01:00:43 (10)	+02:56	22.1	00:07:17
11.	17		1988 <b>KUPCZAK Paweł</b> NIEZRZESZONY	00:07:38 (12)	00:15:07 (11)	00:22:42 (10)	00:30:18 (9)	00:37:53 (10)	00:45:33 (8)	00:53:12 (8)	01:00:48 (11)	+03:01	22.1	00:07:29
12.	2		2005 U23 (5) <b>ŚWIDER Brajan</b> PHO3NIX CYCLING TEAM	00:07:20 (6)	00:14:27 (3)	00:21:50 (3)	00:31:36 (18)	00:38:57 (16)	00:46:11 (13)	00:53:32 (12)	01:01:02 (12)	+03:15	22.0	00:07:06
13.	21		2006 U23 (6) <b>CZEKAY Wiktor</b> LKS POM STRZELCE KRAJEŃSK	00:07:43 (16)	00:15:19 (14)	00:22:55 (14)	00:30:38 (13)	00:38:18 (12)	00:46:06 (12)	00:53:53 (13)	01:01:49 (13)	+04:02	21.7	00:07:35
14.	22		2001 <b>KRYŃSKI Piotr</b> WARSZAWSKI KLUB KOLARSKI	00:07:37 (11)	00:15:08 (12)	00:22:47 (12)	00:30:37 (12)	00:38:23 (13)	00:46:18 (14)	00:54:11 (14)	01:02:04 (14)	+04:17	21.6	00:07:30





# OWOCOWY PRZEŁAJ

16-11-2024 Laskowice Pomorskie



2024  
VIII Edycja  
UCI



2024



veloart



2024-11-16 Laskowice Pomorskie (POL)

## ANALIZA WYŚCIGU / RACE ANALYSIS: Elita Mężczyźni / Elite Men

M-ce	Nr	Rok	Nazwisko i Imię / Drużyna	okr. 1	okr. 2	okr. 3	okr. 4	okr. 5	okr. 6	okr. 7	Czas	Strata do zw.	km/h	Min okr.
Place	No	YoB	Surname, FirstName / Team	lap 1	lap 2	lap 3	lap 4	lap 5	lap 6	lap 7	Time	Str. do poprz.	Avg	Max okr.
15.	18	1987	<b>KRÓL Paweł</b> WARSZAWSKI KLUB KOLARSKI	00:07:48 (18)	00:15:24 (17)	00:23:05 (16)	00:30:51 (15)	00:38:43 (15)	00:46:36 (16)	00:54:19 (15)	01:02:25 (15)	+04:38	21.5	00:07:35
16.	46	2006 U23 (7)	<b>DOPPKE Kacper</b> K.S KLIF CHŁAPOWO	00:07:48 (19)	00:15:20 (16)	00:22:55 (13)	00:30:37 (11)	00:38:42 (14)	00:46:34 (15)	00:54:33 (16)	01:02:45 (16)	+04:58	21.4	00:07:32
17.	25	2003 U23 (8)	<b>CHOJNACKI Kacper</b> DK GWARKI	00:07:43 (15)	00:15:28 (18)	00:23:23 (17)	00:31:20 (16)	00:39:15 (17)	00:47:13 (17)	00:55:22 (17)	01:03:42 (17)	+05:55	21.0	00:07:43
18.	19	2005 U23 (9)	<b>KOCUR Franciszek</b> TUFO PARDUS PROST <sup>o</sup> JOV	00:07:48 (17)	00:15:40 (19)	00:23:41 (18)	00:31:33 (17)	00:39:31 (18)	00:47:44 (18)	00:55:46 (18)	01:04:05 (18)	+06:18	20.9	00:07:48
19.	33	2001	<b>MAZEK Jan</b> WARSZAWSKI KLUB KOLARSKI	00:08:04 (21)	00:15:57 (21)	00:23:56 (19)	00:31:57 (19)	00:40:03 (19)	00:48:11 (19)	00:56:22 (19)	01:04:21 (19)	+06:34	20.8	00:07:53
20.	20	2004 U23 (10)	<b>SKONECZNY Kacper</b> GKS "CARTUSIA" W KARTUZAC	00:08:11 (27)	00:16:09 (25)	00:24:08 (22)	00:32:10 (21)	00:40:12 (20)	00:48:19 (20)	00:56:30 (20)	01:04:34 (20)	+06:47	20.8	00:07:57
21.	43	2006 U23 (11)	<b>BYLEWSKI Michał</b> ALKS STAL GRUDZIĄDZ OCETI	00:08:09 (24)	00:16:07 (23)	00:24:07 (21)	00:32:15 (22)	00:40:24 (22)	00:48:30 (21)	00:56:36 (21)	01:04:39 (21)	+06:52	20.7	00:07:58
22.	35	2006 U23 (12)	<b>RECA Tomasz</b> GKS "CARTUSIA" W KARTUZAC	00:08:12 (28)	00:16:07 (22)	00:24:07 (20)	00:32:09 (20)	00:40:21 (21)	00:48:31 (22)	00:57:18 (22)	01:07:09 (22)	+09:22	20.0	00:07:54
23.	30	1994	<b>WOŹNICA Łukasz</b> DAMOVO ZF	00:08:07 (22)	00:16:08 (24)	00:24:17 (23)	00:32:36 (24)	00:40:42 (23)	00:48:51 (23)			-2		00:08:00
24.	44	2005 U23 (13)	<b>WIŚNIEWSKI Szymon</b> KLUB SPORTOWY KUJAWY POMO	00:08:11 (26)	00:16:14 (26)	00:24:22 (24)	00:32:32 (23)	00:40:53 (24)	00:49:29 (24)			-2		00:08:03
25.	27	2001	<b>HYLA Damian</b> KAMYK RADZYMIN MTB TEAM	00:08:23 (32)	00:16:26 (28)	00:24:48 (27)	00:33:01 (26)	00:41:37 (26)	00:49:47 (25)			-2		00:08:03
26.	23	2002	<b>JANICKI Szymon</b> LKS ZIEMIA OPOLSKA	00:08:10 (25)	00:16:21 (27)	00:24:46 (25)	00:33:13 (27)	00:41:38 (27)	00:49:52 (26)			-2		00:08:10
27.	38	1996	<b>ZNAMIROWSKI Paweł</b> LKS TRASA ZIELONA GÓRA	00:08:30 (35)	00:16:47 (33)	00:25:08 (29)	00:33:25 (29)	00:41:40 (28)	00:49:54 (27)			-2		00:08:14
28.	37	2001	<b>DRABIK Mateusz</b> NIEZRZESZONY	00:08:31 (36)	00:16:48 (34)	00:25:08 (28)	00:33:25 (28)	00:41:45 (29)	00:49:59 (28)			-2		00:08:14
29.	15	2002	<b>LUKŠAS Dovydas</b> LITHUANIAN CX NATIONAL TE	00:08:20 (30)	00:16:32 (29)	00:24:47 (26)	00:33:00 (25)	00:41:15 (25)	00:50:07 (29)			-2		00:08:12
30.	40	2005 U23 (14)	<b>ŁĄTKOWSKI Dawid</b> KLUB SPORTOWY KUJAWY POMO	00:08:22 (31)	00:16:39 (30)	00:25:09 (30)	00:33:33 (30)	00:41:58 (30)				-3		00:08:16



# OWOCOWY PRZEŁAJ

16-11-2024 Laskowice Pomorskie



2024  
VIII Edycja  
UCI



2024



veloart



2024-11-16 Laskowice Pomorskie (POL)

## ANALIZA WYŚCIGU / RACE ANALYSIS: Elita Mężczyźni / Elite Men

M-ce	Nr	Rok	Nazwisko i Imię / Drużyna	okr. 1	okr. 2	okr. 3	okr. 4	okr. 5	okr. 6	okr. 7	Czas	Strata do zw.	km/h	Min okr.
Place	No	YoB	Surname, FirstName / Team	lap 1	lap 2	lap 3	lap 4	lap 5	lap 6	lap 7	Time	Str. do poprz.	Avg	Max okr.
31.	26	2006	U23 (15) <b>MARZEJON Maksymilian</b> K.S KLIF CHŁAPOWO	00:08:20 (29)	00:16:57 (35)	00:25:31 (32)	00:34:00 (31)					-4		00:08:20
				00:08:20 (29)	00:08:37 (35)	00:08:33 (32)	00:08:29 (30)							00:08:37
32.	42	2006	U23 (16) <b>PERA Marcei</b> KTK KALISZ/VINI FANTINI -	00:08:28 (33)	00:16:47 (32)	00:25:27 (31)	00:34:19 (32)					-4		00:08:19
				00:08:28 (33)	00:08:19 (33)	00:08:40 (34)	00:08:52 (35)							00:08:52
33.	47	2004	U23 (17) <b>KONWIŃSKI Mateusz</b> NIEZRZESZONY / ZYCIESPOR	00:08:32 (38)	00:17:10 (37)	00:25:44 (33)	00:34:24 (33)					-4		00:08:32
				00:08:32 (38)	00:08:38 (36)	00:08:33 (31)	00:08:39 (32)							00:08:39
34.	31	2006	U23 (18) <b>KUŚ Mateusz</b> K.S KLIF CHŁAPOWO	00:08:29 (34)	00:17:09 (36)	00:25:55 (34)	00:34:36 (34)					-4		00:08:29
				00:08:29 (34)	00:08:39 (37)	00:08:46 (35)	00:08:40 (34)							00:08:46
35.	29	2004	U23 (19) <b>WALCZAK Ignacy</b> GKS "CARTUSIA" W KARTUZAC	00:08:43 (39)	00:17:33 (39)	00:26:13 (36)	00:34:43 (35)					-4		00:08:30
				00:08:43 (39)	00:08:49 (39)	00:08:39 (33)	00:08:30 (31)							00:08:49
36.	36	2000	<b>MARZEJON Mikołaj</b> K.S KLIF CHŁAPOWO	00:08:32 (37)	00:17:19 (38)	00:26:09 (35)	00:34:50 (36)					-4		00:08:32
				00:08:32 (37)	00:08:47 (38)	00:08:50 (36)	00:08:40 (33)							00:08:50
37.	45	2005	U23 (20) <b>KACZMARZYK Jan</b> KLUB SPORTOWY KUJAWY POMO	00:09:09 (41)	00:18:39 (40)	00:28:05 (37)						-5		00:09:09
				00:09:09 (41)	00:09:30 (40)	00:09:26 (37)								00:09:30
	3	1999	<b>RISBERG David</b> EVOLITE CYCLING CLUB	00:07:18 (3)	00:14:43 (9)							DNF		00:07:18
				00:07:18 (3)	00:07:24 (9)									00:07:24
	24	2004	U23 <b>KUJAWA Igor</b> GKS "CARTUSIA" W KARTUZAC	00:08:08 (23)	00:16:45 (31)							DNF		00:08:08
				00:08:08 (23)	00:08:37 (34)									00:08:37
	28	2001	<b>CZABOK Konrad</b> MAZOWSZE SERCE POLSKI	00:07:51 (20)	00:15:42 (20)							DNF		00:07:51
				00:07:51 (20)	00:07:51 (19)									00:07:51
	32	2006	U23 <b>PARZYCH Maciej</b> MSR MRĄGOWO									DNF		
	34	2006	U23 <b>KOHNKE Kacper</b> K.S KLIF CHŁAPOWO	00:08:47 (40)								DNF		00:08:47
				00:08:47 (40)										00:08:47
	14	1994	<b>MIKLER Bartosz</b> VICTORIA JAROCIN									DNS		
	39	2003	U23 <b>GIERYK Kacper</b> LUBELSKIE PERŁA POLSKI									DNS		
	41	1997	<b>BOGUSŁAWSKI Marcei</b> ALPECIN DECEUNINCK DEVELO									DNS		



# OWOCOWY PRZEŁAJ

16-11-2024 Laskowice Pomorskie



2024 VIII Edycja UCI



2024



veloart



2024-11-16 Laskowice Pomorskie (POL)

## ANALIZA WYŚCIGU / RACE ANALYSIS: Elita Mężczyźni / Elite Men

M-ce	Nr	Rok	Nazwisko i Imię / Drużyna	okr. 1	okr. 2	okr. 3	okr. 4	okr. 5	okr. 6	okr. 7	Czas	Strata do zw.	km/h	Min okr.
Place	No	YoB	Surname, FirstName / Team	lap 1	lap 2	lap 3	lap 4	lap 5	lap 6	lap 7	Time	Str. do poprz.	Avg	Max okr.

Zawodników / Riders: 45

Ukończyło / Finished: 37

SĘDZIA GŁÓWNY UCI / PRESIDENT OF THE COMMISSAIRES PANEL UCI: Philippe MARIËN (BEL)

KOMISARZ PZKoi / NATIONAL COMMISSAIRE: Marek SOŁTYSIAK