




2024-08-04 Chochołowskie Termy (POL)

## ANALIZA WYŚCIGU / RACE ANALYSIS

Organizator / Organizer: Dyrektor cyklu PSS: Czesław Kuczkwicz tel. 607929961 czeslawukspodwilk@interia.pl, Dyrektor wyścigu: Marek Kosicki tel. 695 269 696 e-mail: marek.kosicki@mzkol.pl

M-ce	Nr	Rok	Nazwisko i Imię / Drużyna	okr. 1	okr. 2	okr. 3	okr. 4	okr. 5	Strata do zw.	km/h	Min okr.
Place	No	YoB	Surname, FirstName / Team	lap 1	lap 2	lap 3	lap 4	lap 5	Str. do poprz.	Avg	Max okr.

### Juniorka Młodsza / U17 Women - 3 okr. (14.1 km)





1.	402	 2009	<b>SZUKAŁA Aleksandra</b> WKK WIERUSZÓW / WIŚNIEWSKI MTB TEAM	00:22:55 (1)	00:46:54 (1)	01:12:09 (1)				11.7	00:22:55
				00:22:55 (1)	00:23:59 (1)	00:25:14 (1)					00:25:14
2.	400	 2009	<b>DYDYK Maja</b> UKS GRUPA KOLARSKA "FOUR BIKE"	00:24:47 (2)	00:53:36 (2)				-1		00:24:47
				00:24:47 (2)	00:28:48 (2)						00:28:48
3.	401	 2008	<b>SZYMAŃSKA Zuzanna</b> UKS GRUPA KOLARSKA "FOUR BIKE"	00:31:38 (3)	01:07:12 (3)				-1		00:31:38
				00:31:38 (3)	00:35:34 (3)						00:35:34

### Młodzik / U15 Men - 3 okr. (14.1 km)





1.	409	 2010	<b>BIELA Olivier</b> UKS ZAWOJAK	00:16:57 (1)	00:34:47 (1)	00:53:05 (1)				15.9	00:16:57
				00:16:57 (1)	00:17:50 (1)	00:18:17 (2)					00:18:17
2.	417	 2011	<b>KWIATKOWSKI Franciszek</b> GRUPA KOLARSKA GLIWICE	00:17:22 (3)	00:35:29 (2)	00:53:35 (2)			+00:30	15.7	00:17:22
				00:17:22 (3)	00:18:06 (2)	00:18:06 (1)			+00:30		00:18:06
3.	418	 2010	<b>ŚLĘZAK Grzegorz</b> CZKKS KOLEJARZ-JURA CZĘSTOCHOWA	00:16:59 (2)	00:35:31 (3)	00:54:38 (3)			+01:33	15.4	00:16:59
				00:16:59 (2)	00:18:32 (3)	00:19:06 (3)			+01:03		00:19:06
4.	428	 2010	<b>SZKOŁUT Hubert</b> UKKS IMIELIN TEAM	00:18:27 (6)	00:37:30 (4)	00:56:54 (4)			+03:49	14.8	00:18:27
				00:18:27 (6)	00:19:03 (4)	00:19:23 (4)			+02:16		00:19:23
5.	407	 2010	<b>KOTASIŃSKI Bartosz</b> CZKKS KOLEJARZ-JURA CZĘSTOCHOWA	00:18:25 (5)	00:37:47 (5)	00:58:08 (5)			+05:03	14.5	00:18:25
				00:18:25 (5)	00:19:21 (5)	00:20:21 (5)			+01:14		00:20:21
6.	416	 2011	<b>MAKUCH Kacper</b> ŁĘTOWNIA CYCLING ACADEMY	00:17:51 (4)	00:38:36 (6)	00:59:08 (6)			+06:03	14.3	00:17:51
				00:17:51 (4)	00:20:45 (7)	00:20:31 (6)			+01:00		00:20:45
7.	415	 2010	<b>WYDER Kamil</b> WKK WIERUSZÓW / WIŚNIEWSKI MTB TEAM	00:18:45 (7)	00:39:14 (7)	01:01:19 (7)			+08:14	13.7	00:18:45
				00:18:45 (7)	00:20:29 (6)	00:22:04 (11)			+02:11		00:22:04
8.	421	 2010	<b>CICHECKI Jakub</b> WKK WIERUSZÓW / WIŚNIEWSKI MTB TEAM	00:19:09 (8)	00:40:33 (8)	01:02:13 (8)			+09:08	13.5	00:19:09
				00:19:09 (8)	00:21:24 (9)	00:21:40 (10)			+00:54		00:21:40
9.	410	 2010	<b>BERNAL Maksymilian</b> UKS GRUPA KOLARSKA "FOUR BIKE"	00:20:06 (12)	00:41:20 (10)	01:02:36 (9)			+09:31	13.5	00:20:06
				00:20:06 (12)	00:21:14 (8)	00:21:15 (9)			+00:23		00:21:15
10.	423	 2011	<b>SIKORA Marcel</b> MKS CYCLO KORONA KIELCE BALKER	00:20:01 (11)	00:41:41 (12)	01:02:44 (10)			+09:39	13.4	00:20:01
				00:20:01 (11)	00:21:40 (11)	00:21:03 (7)			+00:08		00:21:40
11.	408	 2011	<b>SZYMAŃSKI Błażej</b> UKS GRUPA KOLARSKA "FOUR BIKE"	00:20:09 (14)	00:41:40 (11)	01:02:46 (11)			+09:41	13.4	00:20:09
				00:20:09 (14)	00:21:31 (10)	00:21:05 (8)			+00:02		00:21:31

2024-08-04 Chochołowskie Termy (POL)

## ANALIZA WYŚCIGU / RACE ANALYSIS







M-ce	Nr	Rok	Nazwisko i imię / Drużyna	okr. 1	okr. 2	okr. 3	okr. 4	okr. 5	Strata do zw.	km/h	Min okr.
Place	No	YoB	Surname, FirstName / Team	lap 1	lap 2	lap 3	lap 4	lap 5	Str. do poprz.	Avg	Max okr.
12.	411	 2011	<b>WIELGOS Filip</b> GRUPA KOLARSKA VIKTORIA RYBNIK	00:19:30 (9) 00:19:30 (9)	00:41:14 (9) 00:21:44 (13)	01:03:34 (12) 00:22:20 (13)			+10:29 +00:48	13.3	00:19:30 00:22:20
13.	426	 2010	<b>CEDRO Wojciech</b> MKS CYCLO KORONA KIELCE BALKER	00:20:08 (13) 00:20:08 (13)	00:41:50 (13) 00:21:41 (12)	01:04:01 (13) 00:22:11 (12)			+10:56 +00:27	13.2	00:20:08 00:22:11
14.	424	 2011	<b>BARON Stefan</b> GRUPA KOLARSKA GLIWICE	00:19:50 (10) 00:19:50 (10)	00:42:13 (14) 00:22:22 (14)	01:06:00 (14) 00:23:47 (14)			+12:55 +01:59	12.8	00:19:50 00:23:47
15.	425	 2010	<b>KOWALCZYK Szymon</b> KS LUBOŃ SKOMIELNA BIAŁA	00:21:19 (15) 00:21:19 (15)	00:44:31 (15) 00:23:11 (15)				-1		00:21:19 00:23:11
16.	419	 2010	<b>NOWAK Franek</b> UKKS SOKÓŁ KĘTY	00:22:02 (17) 00:22:02 (17)	00:47:19 (16) 00:25:16 (16)				-1		00:22:02 00:25:16
17.	412	 2010	<b>LEŚNICKI Franciszek</b> NOWOTARSKI KLUB KOLARSKI	00:21:26 (16) 00:21:26 (16)	00:48:19 (17) 00:26:52 (19)				-1		00:21:26 00:26:52
18.	420	 2010	<b>SÓJKA Oskar</b> MKS CYCLO KORONA KIELCE BALKER	00:23:27 (19) 00:23:27 (19)	00:50:08 (18) 00:26:40 (18)				-1		00:23:27 00:26:40
19.	422	 2011	<b>WINIARSKI Bartosz</b> CZKKS KOLEJARZ-JURA CZĘSTOCHOWA	00:24:18 (20) 00:24:18 (20)	00:50:19 (19) 00:26:01 (17)				-1		00:24:18 00:26:01
20.	427	 2011	<b>NIŻNIK Marcin</b> NIESTOWARZYSZONY	00:27:37 (21) 00:27:37 (21)	00:58:55 (20) 00:31:18 (20)				-1		00:27:37 00:31:18
	406	 2011	<b>JĘDROL Jan</b> UKS ZAWOJAK	00:23:16 (18) 00:23:16 (18)					DNF		00:23:16 00:23:16
	414	 2011	<b>KARWAT Julian</b> UKS GRUPA KOLARSKA "FOUR BIKE"						DNS		

## Młodziczka / U15 Women - 2 okr. (9.4 km)







1.	432	 2011	<b>SPILOK Aleksandra</b> GRUPA KOLARSKA VIKTORIA RYBNIK	00:19:33 (1) 00:19:33 (1)	00:39:29 (1) 00:19:55 (1)					14.2	00:19:33 00:19:55
2.	435	 2010	<b>LEWANDOWSKA Anna</b> GRUPA KOLARSKA VIKTORIA RYBNIK	00:19:52 (2) 00:19:52 (2)	00:39:53 (2) 00:20:00 (2)				+00:24 +00:24	14.1	00:19:52 00:20:00
3.	434	 2010	<b>PISIEWICZ Julia</b> GRUPA KOLARSKA GLIWICE	00:19:54 (3) 00:19:54 (3)	00:40:17 (3) 00:20:22 (3)				+00:48 +00:24	13.9	00:19:54 00:20:22
4.	431	 2010	<b>OSTAFIN Inga</b> KS LUBOŃ SKOMIELNA BIAŁA	00:19:55 (4) 00:19:55 (4)	00:42:54 (4) 00:22:59 (5)				+03:25 +02:37	13.1	00:19:55 00:22:59

2024-08-04 Chochołowskie Termy (POL)




## ANALIZA WYŚCIGU / RACE ANALYSIS

M-ce	Nr	Rok	Nazwisko i imię / Drużyna	okr. 1	okr. 2	okr. 3	okr. 4	okr. 5	Strata do zw.	km/h	Min okr.
Place	No	YoB	Surname, FirstName / Team	lap 1	lap 2	lap 3	lap 4	lap 5	Str. do poprz.	Avg	Max okr.
5.	441	 2010	<b>WALCZAK Wiktoria</b> K.S. MTB MOSIR DUKLA	<b>00:21:55 (6)</b> 00:21:55 (6)	<b>00:43:13 (5)</b> 00:21:17 (4)				<b>+03:44</b> +00:19	13.0	00:21:17 00:21:55
6.	433	 2011	<b>RZEŹNIK Julia</b> UKS GRUPA KOLARSKA "FOUR BIKE"	<b>00:21:34 (5)</b> 00:21:34 (5)	<b>00:45:01 (6)</b> 00:23:26 (6)				<b>+05:32</b> +01:48	12.5	00:21:34 00:23:26
7.	437	 2010	<b>DRABIK Kinga</b> ŁĘTOWNIA CYCLING ACADEMY	<b>00:23:36 (7)</b> 00:23:36 (7)	<b>00:47:28 (7)</b> 00:23:51 (7)				<b>+07:59</b> +02:27	11.8	00:23:36 00:23:51
8.	438	 2010	<b>DRAGOSZ Wiktoria</b> ŁĘTOWNIA CYCLING ACADEMY	<b>00:23:38 (8)</b> 00:23:38 (8)	<b>00:48:11 (8)</b> 00:24:33 (8)				<b>+08:42</b> +00:43	11.7	00:23:38 00:24:33
9.	440	 2010	<b>JOŃCZYK Agata</b> CZKKS KOLEJARZ-JURA CZĘSTOCHOWA	<b>00:25:13 (9)</b> 00:25:13 (9)	<b>00:53:27 (9)</b> 00:28:14 (9)				<b>+13:58</b> +05:16	10.5	00:25:13 00:28:14
10.	439	 2010	<b>SMOSNA Dominika</b> UKS GRUPA KOLARSKA "FOUR BIKE"	<b>00:27:33 (10)</b> 00:27:33 (10)					<b>-1</b>		00:27:33 00:27:33

### Junior Młodszy / U17 Men - 3 okr. (14.1 km)


1.	500	 2009	<b>JAGOS Oliwier</b> UKS ZAWOJAK	<b>00:15:59 (1)</b> 00:15:59 (1)	<b>00:32:41 (1)</b> 00:16:42 (1)	<b>00:50:29 (1)</b> 00:17:47 (1)				16.7	00:15:59 00:17:47
2.	501	 2008	<b>WIELGUS Robert</b> KS LUBOŃ SKOMIELNA BIAŁA	<b>00:16:41 (2)</b> 00:16:41 (2)	<b>00:34:41 (2)</b> 00:18:00 (2)	<b>00:53:14 (2)</b> 00:18:33 (2)			<b>+02:45</b> +02:45	15.8	00:16:41 00:18:33
3.	503	 2008	<b>STACHOŃ Stanisław</b> NOWOTARSKI KLUB KOLARSKI	<b>00:18:52 (3)</b> 00:18:52 (3)	<b>00:39:27 (4)</b> 00:20:35 (4)	<b>00:58:57 (3)</b> 00:19:30 (3)			<b>+08:28</b> +05:43	14.3	00:18:52 00:20:35
4.	502	 2008	<b>SABURA Wojciech</b> KS LUBOŃ SKOMIELNA BIAŁA	<b>00:18:53 (4)</b> 00:18:53 (4)	<b>00:39:25 (3)</b> 00:20:31 (3)	<b>00:59:03 (4)</b> 00:19:38 (4)			<b>+08:34</b> +00:06	14.3	00:18:53 00:20:31
5.	505	 2009	<b>BODZIOCH Jakub</b> ŁĘTOWNIA CYCLING ACADEMY	<b>00:21:12 (5)</b> 00:21:12 (5)	<b>00:44:01 (5)</b> 00:22:48 (5)				<b>-1</b>		00:21:12 00:22:48
6.	504	 2008	<b>TURCHENYUK Dimitrij</b> ŁĘTOWNIA CYCLING ACADEMY	<b>00:23:11 (6)</b> 00:23:11 (6)	<b>00:48:13 (6)</b> 00:25:02 (6)				<b>-1</b>		00:23:11 00:25:02

### Masters I / Men 30-39 - 4 okr. (18.8 km)









1.	510	 1985	<b>GŁOWA Albert</b> NOWOTARSKI KLUB KOLARSKI	<b>00:14:48 (1)</b> 00:14:48 (1)	<b>00:29:42 (1)</b> 00:14:53 (1)	<b>00:44:47 (1)</b> 00:15:05 (1)	<b>01:00:26 (1)</b> 00:15:39 (1)			18.6	00:14:48 00:15:39
2.	512	 1991	<b>KOWALCZE Mikołaj</b> ŁĘTOWNIA CYCLING ACADEMY	<b>00:15:45 (2)</b> 00:15:45 (2)	<b>00:31:54 (2)</b> 00:16:08 (2)	<b>00:48:07 (2)</b> 00:16:13 (2)	<b>01:04:31 (2)</b> 00:16:23 (2)		<b>+04:05</b> +04:05	17.4	00:15:45 00:16:23
3.	511	 1988	<b>KOJDECKI Jakub</b> NIEZRZESZONY	<b>00:16:29 (3)</b> 00:16:29 (3)	<b>00:33:31 (3)</b> 00:17:01 (3)	<b>00:50:51 (3)</b> 00:17:19 (4)	<b>01:08:05 (3)</b> 00:17:14 (3)		<b>+07:39</b> +03:34	16.5	00:16:29 00:17:19

2024-08-04 Chochołowskie Termy (POL)

## ANALIZA WYŚCIGU / RACE ANALYSIS

M-ce	Nr	Rok	Nazwisko i imię / Drużyna	okr. 1	okr. 2	okr. 3	okr. 4	okr. 5	Strata do zw.	km/h	Min okr.
Place	No	YoB	Surname, FirstName / Team	lap 1	lap 2	lap 3	lap 4	lap 5	Str. do poprz.	Avg	Max okr.
4.	513	 1992	<b>ZAWADA Marek</b> SPORTS COACHING	<b>00:17:07 (4)</b> 00:17:07 (4)	<b>00:34:40 (4)</b> 00:17:33 (4)	<b>00:51:48 (4)</b> 00:17:07 (3)	<b>01:09:42 (4)</b> 00:17:54 (4)		<b>+09:16</b> +01:37	16.1	00:17:07 00:17:54

### Masters II / Men 40-49 - 4 okr. (18.8 km)

1.	525	 1984	<b>SKAŁKA Arkadiusz</b> NIESTOWARZYSZONY	<b>00:15:16 (1)</b> 00:15:16 (1)	<b>00:30:52 (1)</b> 00:15:35 (1)	<b>00:46:43 (1)</b> 00:15:51 (1)	<b>01:02:55 (1)</b> 00:16:11 (1)			17.9	00:15:16 00:16:11
2.	523	 1980	<b>SIKORA Tomasz</b> TKKF UKLEKJNA	<b>00:15:59 (2)</b> 00:15:59 (2)	<b>00:32:05 (2)</b> 00:16:06 (2)	<b>00:48:26 (2)</b> 00:16:21 (2)	<b>01:05:17 (2)</b> 00:16:50 (3)		<b>+02:22</b> +02:22	17.2	00:15:59 00:16:50
3.	520	 1984	<b>STEKLA Daniel</b> MALWA TEAM	<b>00:16:39 (4)</b> 00:16:39 (4)	<b>00:33:49 (4)</b> 00:17:09 (4)	<b>00:50:46 (3)</b> 00:16:57 (3)	<b>01:07:38 (3)</b> 00:16:51 (4)		<b>+04:43</b> +02:21	16.6	00:16:39 00:17:09
4.	521	 1982	<b>TYNIEC Marek</b> UKS ZAWOJAK	<b>00:16:35 (3)</b> 00:16:35 (3)	<b>00:33:35 (3)</b> 00:16:59 (3)	<b>00:50:57 (4)</b> 00:17:22 (4)	<b>01:08:48 (4)</b> 00:17:50 (5)		<b>+05:53</b> +01:10	16.3	00:16:35 00:17:50
5.	522	 1978	<b>ŚWIDER Leszek</b> PHO3NIX CYCLING TEAM	<b>00:17:03 (5)</b> 00:17:03 (5)	<b>00:34:32 (5)</b> 00:17:28 (5)	<b>00:52:11 (5)</b> 00:17:39 (5)	<b>01:08:53 (5)</b> 00:16:41 (2)		<b>+05:58</b> +00:05	16.3	00:16:41 00:17:39
6.	526	 1979	<b>GRAFCZYŃSKI Radosław</b> NOWOTARSKI KLUB KOLARSKI	<b>00:18:30 (6)</b> 00:18:30 (6)	<b>00:37:54 (6)</b> 00:19:23 (6)	<b>00:57:28 (6)</b> 00:19:33 (6)			<b>-1</b>		00:18:30 00:19:33
7.	528	 1975	<b>ONDRIK Stanislav</b> SEGUM BIKE TEAM	<b>00:19:25 (7)</b> 00:19:25 (7)	<b>00:40:55 (7)</b> 00:21:29 (7)				<b>-2</b>		00:19:25 00:21:29
	524	 1979	<b>ISKRZYCKI Bartłomiej</b> NOWOTARSKI KLUB KOLARSKI						<b>DNF</b>		

### Masters III / Men 50-59 - 3 okr. (14.1 km)

1.	533	 1973	<b>MIODOŃSKI Jarosław</b> PELLS UNITY	<b>00:16:10 (1)</b> 00:16:10 (1)	<b>00:32:48 (1)</b> 00:16:38 (1)	<b>00:49:43 (1)</b> 00:16:54 (1)				17.0	00:16:10 00:16:54
2.	531	 1974	<b>BEDNARCZYK Sławomir</b> MALWA TEAM	<b>00:17:01 (2)</b> 00:17:01 (2)	<b>00:34:37 (2)</b> 00:17:36 (2)	<b>00:52:19 (2)</b> 00:17:42 (2)			<b>+02:36</b> +02:36	16.1	00:17:01 00:17:42
3.	532	 1969	<b>CIECIERĘGA Jacek</b> DĘBICKI KLUB KOLARSKI GRYF	<b>00:17:57 (3)</b> 00:17:57 (3)	<b>00:36:43 (3)</b> 00:18:45 (3)	<b>00:55:29 (3)</b> 00:18:46 (3)			<b>+05:46</b> +03:10	15.2	00:17:57 00:18:46
4.	538	 1973	<b>ZAJĄC Piotr</b> BIENIASZ BIKE TEAM	<b>00:18:34 (4)</b> 00:18:34 (4)	<b>00:38:03 (4)</b> 00:19:29 (4)	<b>00:57:25 (4)</b> 00:19:21 (4)			<b>+07:42</b> +01:56	14.7	00:18:34 00:19:29
5.	534	 1971	<b>DRABIK Marcin</b> TOWARZYSTWO CYKLISTÓW "ORZEŁ" SPYTKOWICE	<b>00:20:48 (6)</b> 00:20:48 (6)	<b>00:42:41 (5)</b> 00:21:53 (6)	<b>01:05:20 (5)</b> 00:22:39 (5)			<b>+15:37</b> +07:55	12.9	00:20:48 00:22:39
6.	536	 1974	<b>KRUPA Janusz</b> TOWARZYSTWO CYKLISTÓW "ORZEŁ" SPYTKOWICE	<b>00:20:57 (7)</b> 00:20:57 (7)	<b>00:42:46 (6)</b> 00:21:49 (5)	<b>01:05:45 (6)</b> 00:22:58 (6)			<b>+16:02</b> +00:25	12.8	00:20:57 00:22:58

2024-08-04 Chochołowskie Termy (POL)

## ANALIZA WYŚCIGU / RACE ANALYSIS

M-ce	Nr	Rok	Nazwisko i imię / Drużyna	okr. 1	okr. 2	okr. 3	okr. 4	okr. 5	Strata do zw.	km/h	Min okr.
Place	No	YoB	Surname, FirstName / Team	lap 1	lap 2	lap 3	lap 4	lap 5	Str. do poprz.	Avg	Max okr.
7.	535	1969	<b>SZLACHTOWSKI Andrzej</b> NOWOTARSKI KLUB KOLARSKI	00:21:33 (8)	00:43:56 (7)				-1		00:21:33
	537	1966	<b>MACIEJEWSKI Jarosław</b> MKS CYCLO KORONA KIELCE BALKER	00:21:33 (8)	00:22:22 (7)				DNF		00:22:22
				00:19:18 (5)							00:19:18
				00:19:18 (5)							00:19:18

### Masters IV / Men 60-64 - 3 okr. (14.1 km)

1.	540	1964	<b>GIERCZAK Krzysztof</b> ZRYW BUSZKOWICZKI	00:17:13 (1)	00:34:50 (1)	00:52:18 (1)				16.1	00:17:13
2.	541	1963	<b>SYSKA Jacek</b> NIEZRZESZONY	00:17:41 (2)	00:35:44 (2)	00:53:34 (2)			+01:16	15.7	00:17:41
3.	542	1960	<b>KOWALCZE Stanisław</b> TOWARZYSTWO CYKLISTÓW "ORZEŁ" SPYTKOWICE	00:17:41 (2)	00:18:03 (2)	00:17:49 (2)			+01:16		00:18:03
				00:23:56 (3)	00:49:09 (3)				-1		00:23:56
				00:23:56 (3)	00:25:12 (3)						00:25:12

### Masters V / Men 65+ - 3 okr. (14.1 km)

1.	550	1953	<b>BANASIŃSKI Waldemar</b> BROWAR FORTUNA	00:20:06 (1)	00:41:13 (1)	01:02:05 (1)				13.6	00:20:06
2.	551	1957	<b>ZACHARA Remigiusz</b> TOWARZYSTWO CYKLISTÓW "ORZEŁ" SPYTKOWICE	00:20:06 (1)	00:21:07 (2)	00:20:51 (1)			+00:38	13.4	00:21:07
3.	552	1957	<b>JOPEK Stanisław</b> ŁĘTOWNIA CYCLING ACADEMY	00:20:36 (2)	00:41:41 (2)	01:02:43 (2)			+00:38		00:20:36
4.	553	1954	<b>WÓJCICKI Paweł</b> KS LUBOŃ SKOMIELNA BIAŁA	00:21:17 (3)	00:44:26 (3)	01:07:47 (3)			+05:42	12.4	00:21:17
				00:21:17 (3)	00:23:09 (3)	00:23:20 (3)			+05:04		00:23:20
				00:24:38 (4)	00:53:16 (4)				-1		00:24:38
				00:24:38 (4)	00:28:38 (4)						00:28:38

### Elita / Elite Men - 5 okr. (23.5 km)

1.	303	2004	U23 (1)	<b>DŁUGOSZ Benedykt</b> UKS ZAWOJAK	00:14:39 (2)	00:29:12 (1)	00:43:47 (1)	00:58:33 (1)	01:12:48 (1)		19.3	00:14:14
2.	300	2001		<b>HELIZANOWICZ Łukasz</b> PELLS UNITY	00:14:39 (2)	00:14:32 (1)	00:14:34 (1)	00:14:46 (2)	00:14:14 (1)	+00:07	19.3	00:14:22
3.	307	2001		<b>ŚLIWIŃSKI Piotr</b> DK GWARKI	00:14:39 (1)	00:14:33 (2)	00:14:35 (2)	00:14:45 (1)	00:14:22 (2)	+00:07	19.0	00:14:45
4.	302	1994		<b>BAL Tomasz</b> KS LUBOŃ SKOMIELNA BIAŁA	00:14:43 (4)	00:14:38 (3)	00:14:41 (3)	00:14:48 (3)	00:15:13 (3)	+01:10	18.3	00:15:13
5.	301	1999		<b>ŻUR Jarosław</b> KS LUBOŃ SKOMIELNA BIAŁA	00:14:40 (3)	00:30:01 (4)	00:45:36 (4)	01:01:12 (4)	01:16:43 (4)	+03:55	15.1	00:14:40
					00:14:40 (3)	00:15:21 (4)	00:15:34 (4)	00:15:36 (4)	00:15:30 (4)	+02:38		00:15:36
					00:16:29 (5)	00:34:07 (7)	00:51:10 (5)	01:07:47 (5)	01:33:14 (5)	+20:26		00:16:29
					00:16:29 (5)	00:17:37 (7)	00:17:03 (5)	00:16:37 (5)	00:25:27 (5)	+16:31		00:25:27

2024-08-04 Chochołowskie Termy (POL)

## ANALIZA WYŚCIGU / RACE ANALYSIS

M-ce	Nr	Rok	Nazwisko i imię / Drużyna	okr. 1	okr. 2	okr. 3	okr. 4	okr. 5	Strata do zw.	km/h	Min okr.
Place	No	YoB	Surname, FirstName / Team	lap 1	lap 2	lap 3	lap 4	lap 5	Str. do poprz.	Avg	Max okr.
6.	305	2005	U23 (2) <b>KALETA Filip</b> KS LUBOŃ SKOMIELNA BIAŁA	00:16:46 (6)	00:33:54 (5)	00:51:11 (6)	01:08:41 (6)		-1		00:16:46
7.	304	2005	U23 (3) <b>BUBISZ Karol</b> NOWOTARSKI KLUB KOLARSKI	00:16:55 (7)	00:34:04 (6)	00:51:56 (7)	01:10:49 (7)		-1		00:16:55
8.	306	2002	U23 (4) <b>ŁUKOWICZ Krystian</b> UKKS SOKÓŁ KĘTY	00:18:25 (8)	00:37:51 (8)	00:57:25 (8)			-2		00:18:25

### Junior / Junior Men - 4 okr. (18.8 km)

1.	310	2006	<b>PÓLCHŁOPEK Jakub</b> KS LUBOŃ SKOMIELNA BIAŁA	00:14:54 (1)	00:30:20 (1)	00:45:54 (1)	01:01:28 (1)			18.3	00:14:54
2.	311	2007	<b>ZEMBURA Maciej</b> KS LUBOŃ SKOMIELNA BIAŁA	00:16:23 (2)	00:33:26 (2)	00:51:14 (2)	01:09:08 (2)		+07:40	16.3	00:16:23
3.	314	2007	<b>OLMA Jarosław</b> UKKS SOKÓŁ KĘTY	00:17:00 (5)	00:35:14 (4)	00:52:28 (3)	01:10:00 (3)		+08:32	16.1	00:17:00
4.	315	2006	<b>DĘBIAK Tomasz</b> WKK WIERUSZÓW / WIŚNIEWSKI MTB TEAM	00:16:52 (4)	00:35:10 (3)	00:53:31 (4)	01:12:39 (4)		+11:11	15.5	00:16:52
5.	312	2006	<b>CHRZANOWSKI Filip</b> UKS GRUPA KOLARSKA "FOUR BIKE"	00:16:48 (3)	00:36:14 (5)	00:55:20 (5)			-1		00:16:48

### Elita Kobiety / Elite Women - 3 okr. (14.1 km)

1.	320	2004	U23 (1) <b>ŻUR Kinga</b> DK GWARKI	00:18:24 (1)	00:36:55 (1)	00:56:39 (1)				14.9	00:18:24
2.	321	2005	U23 (2) <b>BISKUP Julia</b> KS LUBOŃ SKOMIELNA BIAŁA	00:23:22 (2)	00:48:34 (2)				-1		00:23:22

### Juniorka / Junior Women - 3 okr. (14.1 km)

1.	330	2006	<b>BODKOWSKA Sara</b> KS LUBOŃ SKOMIELNA BIAŁA	00:19:04 (1)	00:38:15 (1)	00:58:03 (1)				14.5	00:19:04
2.	331	2007	<b>DŁUGOSZ Maria</b> UKS ZAWOJAK	00:19:04 (2)	00:39:44 (2)	01:01:37 (2)			+03:34	13.7	00:19:04



### Masters Kobiety / Women Masters - 3 okr. (14.1 km)

1.	340	1982	<b>WYSZYŃSKA-TYNIEC Maria</b> UKS ZAWOJAK	00:20:13 (1)	00:40:56 (1)	01:01:55 (1)				13.6	00:20:13
----	-----	------	--	--------------	--------------	--------------	--	--	--	------	----------
















2024-08-04 Chochołowskie Termy (POL)

## ANALIZA WYŚCIGU / RACE ANALYSIS








M-ce	Nr	Rok	Nazwisko i imię / Drużyna	okr. 1	okr. 2	okr. 3	okr. 4	okr. 5	Strata do zw.	km/h	Min okr.
Place	No	YoB	Surname, FirstName / Team	lap 1	lap 2	lap 3	lap 4	lap 5	Str. do poprz.	Avg	Max okr.
2.	341	 1990	<b>BUKOWIEC Kamila</b> TOWARZYSTWO CYKLISTÓW "ORZEŁ" SPYTKOWICE	00:21:20 (2)	00:43:03 (2)	01:04:59 (2)			+03:04	13.0	00:21:20
3.	342	 1990	<b>KRUPA Alicja</b> NOWOTARSKI KLUB KOLARSKI	00:21:20 (2)	00:21:43 (2)	00:21:55 (2)			+03:04		00:21:55
				00:25:01 (3)	00:53:03 (3)				-1		00:25:01
				00:25:01 (3)	00:28:01 (3)						00:28:01

## Mężczyźni Amator / Men Amateur - 2 okr. (9.4 km)


1.	369	 1990	<b>BARAN Grzegorz</b> TKKF UKLEJNA MYŚLENICE	00:16:42 (1)	00:33:49 (1)					16.6	00:16:42
2.	360	 1996	<b>SUDER Dawid</b> NIESTOWARZYSZONY	00:16:42 (1)	00:17:06 (1)				+00:54	16.2	00:17:02
3.	364	 1979	<b>TOKOŃ Sławomir</b> TKKF UKLEJNA MYŚLENICE	00:17:02 (2)	00:17:41 (3)				+00:54		00:17:41
				00:17:22 (3)	00:34:44 (3)				+00:55	16.2	00:17:22
				00:17:22 (3)	00:17:22 (2)				+00:01		00:17:22
4.	365	 1988	<b>HONKISZ Adrian</b> UKKS SOKÓŁ KĘTY	00:17:31 (4)	00:35:37 (4)				+01:48	15.8	00:17:31
5.	359	 1984	<b>PARYJ Damian</b> NIESTOWARZYSZONY	00:17:31 (4)	00:18:06 (4)				+00:53		00:18:06
				00:18:05 (5)	00:36:57 (5)				+03:08	15.2	00:18:05
				00:18:05 (5)	00:18:51 (5)				+01:20		00:18:51
6.	362	 1991	<b>TYLKOWSKI Przemysław</b> JBG2	00:18:55 (6)	00:38:48 (6)				+04:59	14.5	00:18:55
				00:18:55 (6)	00:19:52 (6)				+01:51		00:19:52
7.	361	 1988	<b>MISIURA Mateusz</b> NIESTOWARZYSZONY	00:19:31 (7)	00:39:50 (7)				+06:01	14.1	00:19:31
				00:19:31 (7)	00:20:19 (7)				+01:02		00:20:19
8.	357	 1981	<b>KOSSEK Michał</b> NOWOTARSKI KLUB KOLARSKI	00:19:56 (8)	00:40:19 (8)				+06:30	13.9	00:19:56
				00:19:56 (8)	00:20:22 (8)				+00:29		00:20:22
9.	366	 1978	<b>JOŃCZYK Bartłomiej</b> FABRYKA ROWERÓW	00:20:11 (9)	00:40:42 (9)				+06:53	13.8	00:20:11
				00:20:11 (9)	00:20:30 (9)				+00:23		00:20:30
10.	358	 1971	<b>PAJĄK Stanisław</b> NIESTOWARZYSZONY	00:20:23 (10)	00:41:50 (10)				+08:01	13.4	00:20:23
				00:20:23 (10)	00:21:27 (10)				+01:08		00:21:27
11.	363	 1989	<b>GIŁKA Michał</b> NIESTOWARZYSZONY	00:22:41 (13)	00:44:15 (11)				+10:26	12.7	00:21:33
				00:22:41 (13)	00:21:33 (11)				+02:25		00:22:41
12.	368	 1968	<b>PABIN Franciszek</b> NIESTOWARZYSZONY	00:22:04 (11)	00:45:17 (12)				+11:28	12.4	00:22:04
				00:22:04 (11)	00:23:12 (12)				+01:02		00:23:12
13.	367	 1987	<b>JAMROZIK Tadeusz</b> NIESTOWARZYSZONY	00:22:29 (12)	00:46:20 (13)				+12:31	12.1	00:22:29
				00:22:29 (12)	00:23:50 (13)				+01:03		00:23:50

2024-08-04 Chochołowskie Termy (POL)

## ANALIZA WYŚCIGU / RACE ANALYSIS

M-ce	Nr	Rok	Nazwisko i imię / Drużyna	okr. 1	okr. 2	okr. 3	okr. 4	okr. 5	Strata do zw.	km/h	Min okr.
Place	No	YoB	Surname, FirstName / Team	lap 1	lap 2	lap 3	lap 4	lap 5	Str. do poprz.	Avg	Max okr.
<b>Kobiety Amator / Women Amateur - 2 okr. (9.4 km)</b>											
1.	350	 1996	<b>RAPACZ Monika</b> NIESTOWARZYSZONY	<b>00:20:06 (1)</b> 00:20:06 (1)	<b>00:42:22 (1)</b> 00:22:16 (1)					13.3	00:20:06 00:22:16
2.	351	 1980	<b>GÓZDŹ Monika</b> KS LUBOŃ SKOMIELNA BIAŁA	<b>00:21:25 (2)</b> 00:21:25 (2)	<b>00:43:56 (2)</b> 00:22:31 (2)				<b>+01:34</b> +01:34	12.8	00:21:25 00:22:31
3.	353	 1983	<b>MAZURKIEWICZ Anna</b> MALWA TEAM	<b>00:24:03 (3)</b> 00:24:03 (3)	<b>00:49:14 (3)</b> 00:25:10 (3)				<b>+06:52</b> +05:18	11.4	00:24:03 00:25:10
4.	356	 2006	<b>PABIN Zuzanna</b> NIESTOWARZYSZONY	<b>00:27:00 (4)</b> 00:27:00 (4)	<b>00:54:32 (4)</b> 00:27:31 (4)				<b>+12:10</b> +05:18	10.3	00:27:00 00:27:31
5.	352	 1983	<b>GLÓWCZAK Elżbieta</b> ŁĘTOWNIA CYCLING ACADEMY	<b>00:31:22 (5)</b> 00:31:22 (5)	<b>01:04:43 (5)</b> 00:33:20 (6)				<b>+22:21</b> +10:11	8.7	00:31:22 00:33:20
6.	354	 1990	<b>KRUPA Danuta</b> NOWOTARSKI KLUB KOLARSKI	<b>00:32:28 (6)</b> 00:32:28 (6)	<b>01:05:38 (6)</b> 00:33:10 (5)				<b>+23:16</b> +00:55	8.5	00:32:28 00:33:10
7.	355	 1975	<b>KOPEĆ Krystyna</b> NIESTOWARZYSZONY	<b>00:33:07 (7)</b> 00:33:07 (7)					<b>-1</b>		00:33:07 00:33:07





## Żak / U13 Men - 2 okr. (7.4 km)

1.	450	 2012	<b>JĘDROL Andrzej</b> UKS ZAWOJAK	<b>00:14:40 (1)</b> 00:14:40 (1)	<b>00:30:16 (1)</b> 00:15:36 (2)					14.6	00:14:40 00:15:36
2.	451	 2012	<b>DŁUGOSZ Bruno</b> UKS ZAWOJAK	<b>00:15:13 (2)</b> 00:15:13 (2)	<b>00:30:50 (2)</b> 00:15:36 (1)				<b>+00:34</b> +00:34	14.3	00:15:13 00:15:36
3.	456	 2012	<b>DRAGOSZ Marcel</b> ŁĘTOWNIA CYCLING ACADEMY	<b>00:15:48 (4)</b> 00:15:48 (4)	<b>00:31:38 (3)</b> 00:15:50 (3)				<b>+01:22</b> +00:48	14.0	00:15:48 00:15:50
4.	455	 2013	<b>SKUPIEŃ Bartłomiej</b> WKK WIERUSZÓW / WIŚNIEWSKI MTB TEAM	<b>00:16:19 (5)</b> 00:16:19 (5)	<b>00:33:20 (4)</b> 00:17:01 (4)				<b>+03:04</b> +01:42	13.3	00:16:19 00:17:01
5.	457	 2012	<b>JANICZAK Jakub</b> ŁĘTOWNIA CYCLING ACADEMY	<b>00:16:48 (6)</b> 00:16:48 (6)	<b>00:35:00 (5)</b> 00:18:12 (5)				<b>+04:44</b> +01:40	12.6	00:16:48 00:18:12
6.	453	 2013	<b>NAWARA Marcel</b> KS LUBOŃ SKOMIELNA BIAŁA	<b>00:15:45 (3)</b> 00:15:45 (3)	<b>00:35:19 (6)</b> 00:19:34 (7)				<b>+05:03</b> +00:19	12.5	00:15:45 00:19:34
7.	454	 2012	<b>DZIADKOWIEC Maciej</b> NOWOTARSKI KLUB KOLARSKI	<b>00:17:12 (7)</b> 00:17:12 (7)	<b>00:35:35 (7)</b> 00:18:22 (6)				<b>+05:19</b> +00:16	12.4	00:17:12 00:18:22
8.	452	 2013	<b>LEWANDOWSKI Jan</b> GRUPA KOLARSKA VIKTORIA RYBNIK	<b>00:18:06 (8)</b> 00:18:06 (8)	<b>00:38:38 (8)</b> 00:20:31 (8)				<b>+08:22</b> +03:03	11.4	00:18:06 00:20:31









2024-08-04 Chochołowskie Termy (POL)






## ANALIZA WYŚCIGU / RACE ANALYSIS

M-ce	Nr	Rok	Nazwisko i imię / Drużyna	okr. 1	okr. 2	okr. 3	okr. 4	okr. 5	Strata do zw.	km/h	Min okr.
Place	No	YoB	Surname, FirstName / Team	lap 1	lap 2	lap 3	lap 4	lap 5	Str. do poprz.	Avg	Max okr.
9.	458	 2012	<b>KORBEL Adrian</b> ŁĘTOWNIA CYCLING ACADEMY	00:18:09 (9)	00:39:54 (9)				+09:38	11.1	00:18:09
				00:18:09 (9)	00:21:45 (9)				+01:16		00:21:45
10.	459	 2012	<b>JANICZAK Patryk</b> ŁĘTOWNIA CYCLING ACADEMY	00:21:11 (10)					-1		00:21:11
				00:21:11 (10)							00:21:11
11.	461	 2012	<b>KNET Krystian</b> ŁĘTOWNIA CYCLING ACADEMY	00:28:07 (11)					-1		00:28:07
				00:28:07 (11)							00:28:07
12.	462	 2013	<b>BODNARI Aleksander</b> NIESTOWARZYSZONY	00:28:18 (12)					-1		00:28:18
				00:28:18 (12)							00:28:18

## Żakini / U13 Women - 1 okr. (3.7 km)















1.	470	 2013	<b>RZEŹNIK Nikola</b> UKS GRUPA KOLARSKA "FOUR BIKE"	00:17:51 (1)						12.4	00:17:51
				00:17:51 (1)							00:17:51
2.	472	 2013	<b>KAPUSTKA Zuzanna</b> UKS GRUPA KOLARSKA "FOUR BIKE"	00:18:26 (2)					+00:35	12.0	00:18:26
				00:18:26 (2)					+00:35		00:18:26
3.	474	 2012	<b>JONCZYK Anna</b> CZKKS KOLEJARZ-JURA CZĘSTOCHOWA	00:20:11 (3)					+02:20	10.9	00:20:11
				00:20:11 (3)					+01:45		00:20:11
4.	471	 2012	<b>SZUKAŁA Maria</b> WKK WIERUSZÓW / WIŚNIEWSKI MTB TEAM	00:21:35 (4)					+03:44	10.2	00:21:35
				00:21:35 (4)					+01:24		00:21:35
5.	476	 2013	<b>JARZĄBEK Julia</b> NIESTOWARZYSZONY	00:25:52 (5)					+08:01	8.5	00:25:52
				00:25:52 (5)					+04:17		00:25:52
6.	475	 2013	<b>BAJER Wiktoria</b> NIESTOWARZYSZONY	00:27:18 (6)					+09:27	8.1	00:27:18
				00:27:18 (6)					+01:26		00:27:18

## Dzieci - chłopcy do 6 lat - 1 okr. (0.2 km)


1.	497	 2018	<b>BAJER Jan</b> NIESTOWARZYSZONY	00:00:31 (1)						23.2	00:00:31
				00:00:31 (1)							00:00:31
2.	564	 2018	<b>MAJDA Stanisław</b> NIESTOWARZYSZONY	00:00:37 (2)					+00:06	19.3	00:00:37
				00:00:37 (2)					+00:06		00:00:37
3.	561	 2018	<b>POLAK Antoni</b> NIESTOWARZYSZONY	00:00:38 (3)					+00:06	18.9	00:00:38
				00:00:38 (3)					+00:00		00:00:38
4.	560	 2018	<b>BUKOWIEC Michał</b> TC ORZEŁ SPYTKOWICE	00:00:40 (4)					+00:09	17.6	00:00:40
				00:00:40 (4)					+00:02		00:00:40
5.	566	 2018	<b>HONKISZ Krystian</b> UKKS SOKÓŁ KĘTY	00:00:42 (5)					+00:11	17.0	00:00:42
				00:00:42 (5)					+00:01		00:00:42

2024-08-04 Chochołowskie Termy (POL)

## ANALIZA WYŚCIGU / RACE ANALYSIS

M-ce	Nr	Rok	Nazwisko i Imię / Drużyna	okr. 1	okr. 2	okr. 3	okr. 4	okr. 5	Strata do zw.	km/h	Min okr.
Place	No	YoB	Surname, FirstName / Team	lap 1	lap 2	lap 3	lap 4	lap 5	Str. do poprz.	Avg	Max okr.
6.	567	 2018	<b>KASIŃSKI Ksawery</b> KS LUBOŃ SKOMIELNA BIAŁA	<b>00:00:43 (6)</b> 00:00:43 (6)					<b>+00:12</b> +00:01	16.5	00:00:43 00:00:43
7.	554	 2018	<b>KANIA Dawid</b> NIESTOWARZYSZONY	<b>00:00:45 (7)</b> 00:00:45 (7)					<b>+00:14</b> +00:01	15.8	00:00:45 00:00:45
8.	565	 2020	<b>SZEJNA Alan</b> KS LUBOŃ SKOMIELNA BIAŁA	<b>00:00:46 (8)</b> 00:00:46 (8)					<b>+00:15</b> +00:01	15.3	00:00:46 00:00:46
9.	575	 2019	<b>KUBACKA Franciszek</b> NIESTOWARZYSZONY	<b>00:00:50 (9)</b> 00:00:50 (9)					<b>+00:19</b> +00:03	14.1	00:00:50 00:00:50
10.	549	 2020	<b>SATOŁA Maciej</b> WATAHA MTB TEAM	<b>00:00:52 (10)</b> 00:00:52 (10)					<b>+00:21</b> +00:01	13.7	00:00:52 00:00:52
11.	569	 2020	<b>DRAGOSZ Jan</b> ŁĘTOWNIA CYCLING ACADEMY	<b>00:00:52 (11)</b> 00:00:52 (11)					<b>+00:21</b> +00:00	13.6	00:00:52 00:00:52
12.	568	 2019	<b>PĘDZIMAŻ Julian</b> NIESTOWARZYSZONY	<b>00:00:53 (12)</b> 00:00:53 (12)					<b>+00:22</b> +00:00	13.3	00:00:53 00:00:53
13.	572	 2021	<b>MIZERA Tymon</b> ŁĘTOWNIA CYCLING ACADEMY	<b>00:01:07 (13)</b> 00:01:07 (13)					<b>+00:36</b> +00:13	10.6	00:01:07 00:01:07
14.	570	 2020	<b>HAJNOS Leon</b> NIESTOWARZYSZONY	<b>00:01:14 (14)</b> 00:01:14 (14)					<b>+00:43</b> +00:06	9.6	00:01:14 00:01:14
15.	571	 2021	<b>KRUPA Tomasz</b> NOWOTARSKI KLUB KOLARSKI	<b>00:01:15 (15)</b> 00:01:15 (15)					<b>+00:44</b> +00:01	9.5	00:01:15 00:01:15
16.	573	 2021	<b>GRINGRAS Nikodem</b> NIESTOWARZYSZONY	<b>00:01:17 (16)</b> 00:01:17 (16)					<b>+00:46</b> +00:01	9.3	00:01:17 00:01:17
17.	580	 2020	<b>RATUŁOWSKI Wojciech</b> NIESTOWARZYSZONY	<b>00:01:24 (17)</b> 00:01:24 (17)					<b>+00:53</b> +00:07	8.5	00:01:24 00:01:24
	562	 2018	<b>MIZERA Jędrzej</b> ŁĘTOWNIA CYCLING ACADEMY						<b>DNF</b>		
	574	 2019	<b>MAJDA Ignacy</b> NIESTOWARZYSZONY						<b>DNF</b>		

### Dzieci - chłopcy 7-8 lat - 2 okr. (1 km)

1.	576	 2016	<b>MISIURA Antoni</b> KS LUBOŃ SKOMIELNA BIAŁA	<b>00:01:32 (1)</b> 00:01:32 (1)	<b>00:02:54 (1)</b> 00:01:21 (1)					20.6	00:01:21 00:01:32
----	-----	--	---	-------------------------------------	-------------------------------------	--	--	--	--	------	----------------------
















2024-08-04 Chochołowskie Termy (POL)

## ANALIZA WYŚCIGU / RACE ANALYSIS

M-ce	Nr	Rok	Nazwisko i imię / Drużyna	okr. 1	okr. 2	okr. 3	okr. 4	okr. 5	Strata do zw.	km/h	Min okr.
Place	No	YoB	Surname, FirstName / Team	lap 1	lap 2	lap 3	lap 4	lap 5	Str. do poprz.	Avg	Max okr.
2.	584	2016	<b>MAJDA Henryk</b> NIESTOWARZYSZONY	00:01:40 (2) 00:01:40 (2)	00:03:14 (2) 00:01:34 (4)				+00:20 +00:20	18.4	00:01:34 00:01:40
3.	588	2016	<b>FARYJ Marcel</b> APOLLO SKI ACADEMY	00:01:44 (5) 00:01:44 (5)	00:03:15 (3) 00:01:31 (2)				+00:21 +00:01	18.3	00:01:31 00:01:44
4.	581	2016	<b>CZAJKA Mikołaj</b> NOWOTARSKI KLUB KOLARSKI	00:01:43 (4) 00:01:43 (4)	00:03:16 (4) 00:01:33 (3)				+00:22 +00:00	18.3	00:01:33 00:01:43
5.	583	2016	<b>HOBOT Jakub</b> ŁĘTOWNIA CYCLING ACADEMY	00:01:42 (3) 00:01:42 (3)	00:03:18 (5) 00:01:35 (5)				+00:24 +00:01	18.1	00:01:35 00:01:42
6.	579	2016	<b>ZIAJA Leon</b> TS WILGA GOLKOWICE	00:01:50 (6) 00:01:50 (6)	00:03:38 (6) 00:01:47 (7)				+00:43 +00:19	16.5	00:01:47 00:01:50
7.	578	2016	<b>JAMROZIK Antek</b> ŁĘTOWNIA CYCLING ACADEMY	00:01:55 (7) 00:01:55 (7)	00:03:43 (7) 00:01:48 (8)				+00:49 +00:05	16.0	00:01:48 00:01:55
8.	498	2017	<b>BUCHTA Jakub</b> E-ROWER.PL	00:01:55 (8) 00:01:55 (8)	00:03:46 (8) 00:01:50 (9)				+00:51 +00:02	15.9	00:01:50 00:01:55
9.	590	2017	<b>HONKISZ Tymek</b> UKKS SOKÓŁ KĘTY	00:02:02 (10) 00:02:02 (10)	00:03:49 (9) 00:01:46 (6)				+00:54 +00:02	15.7	00:01:46 00:02:02
10.	587	2017	<b>MISSALA Tymoteusz</b> NOWOTARSKI KLUB KOLARSKI	00:02:00 (9) 00:02:00 (9)	00:03:52 (10) 00:01:51 (10)				+00:57 +00:02	15.5	00:01:51 00:02:00
11.	496	2017	<b>WOJTYŁA Wojmir</b> NIESTOWARZYSZONY	00:02:07 (12) 00:02:07 (12)	00:04:02 (11) 00:01:54 (11)				+01:07 +00:10	14.8	00:01:54 00:02:07
12.	555	2017	<b>RUBIŚ Oliwier</b> NIESTOWARZYSZONY	00:02:08 (13) 00:02:08 (13)	00:04:04 (12) 00:01:55 (12)				+01:10 +00:02	14.7	00:01:55 00:02:08
13.	585	2016	<b>WACHAŁOWICZ Maciej</b> KS LUBOŃ SKOMIELNA BIAŁA	00:02:07 (11) 00:02:07 (11)	00:04:20 (13) 00:02:13 (15)				+01:26 +00:16	13.8	00:02:07 00:02:13
14.	577	2016	<b>PALAC Radosław</b> NIESTOWARZYSZONY	00:02:11 (14) 00:02:11 (14)	00:04:22 (14) 00:02:11 (14)				+01:28 +00:01	13.7	00:02:11 00:02:11
15.	586	2017	<b>KASIŃSKI Krzesimir</b> KS LUBOŃ SKOMIELNA BIAŁA	00:02:29 (16) 00:02:29 (16)	00:04:38 (15) 00:02:09 (13)				+01:44 +00:16	12.9	00:02:09 00:02:29
16.	589	2016	<b>ZAJĄC WYROBA Szymon</b> KS LUBOŃ SKOMIELNA BIAŁA	00:02:19 (15) 00:02:19 (15)	00:04:59 (16) 00:02:39 (16)				+02:04 +00:20	12.0	00:02:19 00:02:39







2024-08-04 Chochołowskie Termy (POL)

## ANALIZA WYŚCIGU / RACE ANALYSIS










M-ce	Nr	Rok	Nazwisko i imię / Drużyna	okr. 1	okr. 2	okr. 3	okr. 4	okr. 5	Strata do zw.	km/h	Min okr.
Place	No	YoB	Surname, FirstName / Team	lap 1	lap 2	lap 3	lap 4	lap 5	Str. do poprz.	Avg	Max okr.
<b>Dzieci - chłopcy 9-10 lat - 2 okr. (2 km)</b>											
1.	596	 2015	<b>FULARZ Filip</b> RZESZOWSKA AKADEMIA KOLARSKA	<b>00:02:14 (1)</b> 00:02:14 (1)	<b>00:04:17 (1)</b> 00:02:03 (2)					27.9	00:02:03 00:02:14
2.	595	 2014	<b>KWIATKOWSKI Ksawery</b> GRUPA KOLARSKA GLIWICE	<b>00:02:16 (3)</b> 00:02:16 (3)	<b>00:04:20 (2)</b> 00:02:04 (3)				<b>+00:02</b> +00:02	27.6	00:02:04 00:02:16
3.	483	 2014	<b>JAGOS Miłosz</b> UKS ZAWOJAK	<b>00:02:20 (5)</b> 00:02:20 (5)	<b>00:04:21 (3)</b> 00:02:01 (1)				<b>+00:03</b> +00:01	27.5	00:02:01 00:02:20
4.	597	 2014	<b>SZEJNA Olivier</b> KS LUBOŃ SKOMIELNA BIAŁA	<b>00:02:14 (2)</b> 00:02:14 (2)	<b>00:04:22 (4)</b> 00:02:07 (4)				<b>+00:04</b> +00:01	27.4	00:02:07 00:02:14
5.	594	 2014	<b>MAŚNICA Wojciech</b> KS LUBOŃ SKOMIELNA BIAŁA	<b>00:02:22 (6)</b> 00:02:22 (6)	<b>00:04:35 (5)</b> 00:02:12 (5)				<b>+00:17</b> +00:12	26.1	00:02:12 00:02:22
6.	559	 2014	<b>KOSSEK Władysław</b> NOWOTARSKI KLUB KOLARSKI	<b>00:02:19 (4)</b> 00:02:19 (4)	<b>00:04:44 (6)</b> 00:02:24 (6)				<b>+00:27</b> +00:09	25.2	00:02:19 00:02:24
7.	592	 2015	<b>GWIŹDŹ Bartłomiej</b> UKKS SOKÓŁ KĘTY	<b>00:02:33 (7)</b> 00:02:33 (7)	<b>00:05:00 (7)</b> 00:02:27 (8)				<b>+00:42</b> +00:15	23.9	00:02:27 00:02:33
8.	599	 2015	<b>WIŚNIEWSKI Sebastian</b> UKS ZAWOJAK	<b>00:02:34 (8)</b> 00:02:34 (8)	<b>00:05:01 (8)</b> 00:02:26 (7)				<b>+00:43</b> +00:00	23.9	00:02:26 00:02:34
9.	558	 2015	<b>WIELGOS Franciszek</b> NIESTOWARZYSZONY	<b>00:02:52 (9)</b> 00:02:52 (9)	<b>00:05:34 (9)</b> 00:02:41 (12)				<b>+01:16</b> +00:32	21.5	00:02:41 00:02:52
10.	598	 2015	<b>SATOŁA Leon</b> WATAHA MTB TEAM	<b>00:02:56 (11)</b> 00:02:56 (11)	<b>00:05:35 (10)</b> 00:02:38 (11)				<b>+01:17</b> +00:01	21.4	00:02:38 00:02:56
11.	482	 2015	<b>WICHER Piotr</b> ŁĘTOWNIA CYCLING ACADEMY	<b>00:03:03 (12)</b> 00:03:03 (12)	<b>00:05:38 (11)</b> 00:02:34 (10)				<b>+01:20</b> +00:03	21.2	00:02:34 00:03:03
12.	480	 2014	<b>WALUŚ Dawid</b> BATI SPORT MTB SCHOOL	<b>00:03:07 (13)</b> 00:03:07 (13)	<b>00:05:38 (12)</b> 00:02:31 (9)				<b>+01:21</b> +00:00	21.2	00:02:31 00:03:07
13.	527	 2014	<b>BIZUB Krystian</b> NIESTOWARZYSZONY	<b>00:03:07 (14)</b> 00:03:07 (14)	<b>00:06:01 (13)</b> 00:02:53 (13)				<b>+01:43</b> +00:22	19.9	00:02:53 00:03:07
14.	481	 2015	<b>HANDZEL Hubert</b> KS LUBOŃ SKOMIELNA BIAŁA	<b>00:02:56 (10)</b> 00:02:56 (10)	<b>00:06:15 (14)</b> 00:03:19 (17)				<b>+01:57</b> +00:14	19.1	00:02:56 00:03:19
15.	488	 2014	<b>KAPŁON Aleksander</b> NIESTOWARZYSZONY	<b>00:03:17 (15)</b> 00:03:17 (15)	<b>00:06:19 (15)</b> 00:03:01 (14)				<b>+02:01</b> +00:03	18.9	00:03:01 00:03:17

2024-08-04 Chochołowskie Termy (POL)

## ANALIZA WYŚCIGU / RACE ANALYSIS




M-ce	Nr	Rok	Nazwisko i imię / Drużyna	okr. 1	okr. 2	okr. 3	okr. 4	okr. 5	Strata do zw.	km/h	Min okr.
Place	No	YoB	Surname, FirstName / Team	lap 1	lap 2	lap 3	lap 4	lap 5	Str. do poprz.	Avg	Max okr.
16.	499	 2014	<b>NIŻNIK Mateusz</b> NIESTOWARZYSZONY	<b>00:03:27 (16)</b> 00:03:27 (16)	<b>00:06:44 (16)</b> 00:03:16 (16)				<b>+02:26</b> +00:25	17.8	00:03:16 00:03:27
17.	484	 2015	<b>HONKISZ Kacper</b> UKKS SOKÓŁ KĘTY	<b>00:03:38 (17)</b> 00:03:38 (17)	<b>00:06:52 (17)</b> 00:03:13 (15)				<b>+02:34</b> +00:07	17.4	00:03:13 00:03:38
18.	487	 2015	<b>WACHAŁOWICZ Antoni</b> KS LUBOŃ SKOMIELNA BIAŁA	<b>00:03:42 (18)</b> 00:03:42 (18)	<b>00:07:07 (18)</b> 00:03:24 (18)				<b>+02:49</b> +00:15	16.8	00:03:24 00:03:42
19.	486	 2015	<b>SZYMUSIAK Miłosz</b> NOWOTARSKI KLUB KOLARSKI	<b>00:03:57 (19)</b> 00:03:57 (19)	<b>00:07:25 (19)</b> 00:03:27 (19)				<b>+03:07</b> +00:17	16.1	00:03:27 00:03:57
	593	 2014	<b>CZYSZCZOŃ Filip</b> ŁĘTOWNIA CYCLING ACADEMY						<b>DNF</b>		
	485	 2015	<b>SŁOWIK Maciej</b> SKOŁYSZYN						<b>DNS</b>		

## Dzieci - dziewczęta do 6 lat - 1 okr. (0.2 km)















1.	370	 2018	<b>MISIURA Aleksandra</b> KS LUBOŃ SKOMIELNA BIAŁA	<b>00:00:35 (1)</b> 00:00:35 (1)						20.0	00:00:35 00:00:35
2.	373	 2018	<b>GWIŹDŹ Lena</b> UKKS SOKÓŁ KĘTY	<b>00:00:43 (2)</b> 00:00:43 (2)					<b>+00:07</b> +00:07	16.6	00:00:43 00:00:43
3.	372	 2018	<b>CISZCZOŃ Julia</b> ŁĘTOWNIA CYCLING ACADEMY	<b>00:00:47 (3)</b> 00:00:47 (3)					<b>+00:11</b> +00:04	15.2	00:00:47 00:00:47
4.	371	 2018	<b>WRONA Zuzanna</b> TS WILGA GOLKOWICE	<b>00:00:52 (4)</b> 00:00:52 (4)					<b>+00:16</b> +00:05	13.7	00:00:52 00:00:52
5.	376	 2021	<b>CZAJKA Wiktoria</b> NOWOTARSKI KLUB KOLARSKI	<b>00:01:08 (5)</b> 00:01:08 (5)					<b>+00:33</b> +00:16	10.4	00:01:08 00:01:08
6.	379	 2019	<b>KRUPA Martyna</b> NOWOTARSKI KLUB KOLARSKI	<b>00:01:09 (6)</b> 00:01:09 (6)					<b>+00:33</b> +00:00	10.3	00:01:09 00:01:09
7.	380	 2020	<b>MISSALA Zofia</b> NOWOTARSKI KLUB KOLARSKI	<b>00:01:28 (7)</b> 00:01:28 (7)					<b>+00:52</b> +00:18	8.1	00:01:28 00:01:28
8.	348	 2018	<b>BIELA Arianna</b> NIESTOWARZYSZONY	<b>00:01:28 (8)</b> 00:01:28 (8)					<b>+00:52</b> +00:00	8.1	00:01:28 00:01:28
9.	378	 2020	<b>WYROBA ROSIŃSKA Maryna</b> KS LUBOŃ SKOMIELNA BIAŁA	<b>00:01:48 (9)</b> 00:01:48 (9)					<b>+01:12</b> +00:20	6.6	00:01:48 00:01:48

2024-08-04 Chochołowskie Termy (POL)





## ANALIZA WYŚCIGU / RACE ANALYSIS

M-ce	Nr	Rok	Nazwisko i Imię / Drużyna	okr. 1	okr. 2	okr. 3	okr. 4	okr. 5	Strata do zw.	km/h	Min okr.
Place	No	YoB	Surname, FirstName / Team	lap 1	lap 2	lap 3	lap 4	lap 5	Str. do poprz.	Avg	Max okr.
10.	375	 2021	<b>WALUŚ Anna</b> NIESTOWARZYSZONY	00:01:57 (10)					+01:21	6.1	00:01:57
	374	 2018	<b>KOWALCZE Julia</b> ŁĘTOWNIA CYCLING ACADEMY	00:01:57 (10)					DNS		00:01:57
	377	 2020	<b>CISZCZOŃ Natalia</b> ŁĘTOWNIA CYCLING ACADEMY						DNS		

## Dzieci - dziewczęta 7-8 lat - 2 okr. (1 km)

1.	381	 2016	<b>JANIK Nina</b> SOKÓŁ TARNÓW	00:01:43 (1)	00:03:24 (1)					17.5	00:01:41
2.	382	 2017	<b>KRUPA Wiktoria</b> NOWOTARSKI KLUB KOLARSKI	00:01:43 (1)	00:01:41 (1)				+00:14	16.4	00:01:49
3.	386	 2016	<b>DRAGOSZ Karolina</b> ŁĘTOWNIA CYCLING ACADEMY	00:01:49 (2)	00:01:49 (2)				+00:14		00:01:49
4.	384	 2017	<b>JANICZAK Julia</b> ŁĘTOWNIA CYCLING ACADEMY	00:01:56 (3)	00:03:46 (3)				+00:21	15.8	00:01:49
5.	383	 2016	<b>WRONA Martyna</b> TS WILGA GOLKOWICE	00:01:56 (3)	00:01:49 (3)				+00:07		00:01:56
6.	384	 2017	<b>JANICZAK Julia</b> ŁĘTOWNIA CYCLING ACADEMY	00:02:03 (4)	00:04:01 (4)				+00:36	14.9	00:01:58
7.	383	 2016	<b>WRONA Martyna</b> TS WILGA GOLKOWICE	00:02:03 (4)	00:01:58 (4)				+00:14		00:02:03
8.	388	 2017	<b>FARYJ Nikola</b> APOLLO SKI ACADEMY	00:02:11 (5)	00:04:12 (5)				+00:47	14.2	00:02:00
9.	388	 2017	<b>FARYJ Nikola</b> APOLLO SKI ACADEMY	00:02:11 (5)	00:02:00 (5)				+00:10		00:02:11
10.	388	 2017	<b>FARYJ Nikola</b> APOLLO SKI ACADEMY	00:02:12 (6)	00:04:18 (6)				+00:53	13.9	00:02:06
11.	388	 2017	<b>FARYJ Nikola</b> APOLLO SKI ACADEMY	00:02:12 (6)	00:02:06 (6)				+00:06		00:02:12
12.	387	 2017	<b>PRANICA Karina</b> NIESTOWARZYSZONY	00:02:40 (8)	00:05:00 (7)				+01:35	11.9	00:02:20
13.	387	 2017	<b>PRANICA Karina</b> NIESTOWARZYSZONY	00:02:40 (8)	00:02:20 (7)				+00:41		00:02:40
14.	347	 2016	<b>BODNARI Ida</b> NIESTOWARZYSZONY	00:02:37 (7)	00:05:01 (8)				+01:36	11.9	00:02:23
15.	347	2016	<b>BODNARI Ida</b> NIESTOWARZYSZONY	00:02:37 (7)	00:02:23 (8)				+00:00		00:02:37
16.	385	2017	<b>KOWALCZE Maja</b> ŁĘTOWNIA CYCLING ACADEMY						DNF		

## Dzieci - dziewczęta 9-10 lat - 1 okr. (1 km)

1.	398	 2014	<b>ZYGMUNTOWICZ Kornelia</b> NIESTOWARZYSZONY	00:02:56 (1)						20.4	00:02:56
2.	349	 2014	<b>GÓDŹ-SALOŃ Magdalena</b> KS LUBOŃ SKOMIELNA BIAŁA	00:02:56 (1)					+00:00	20.4	00:02:56
3.	391	 2014	<b>WICHER Hanna</b> ŁĘTOWNIA CYCLING ACADEMY	00:02:56 (2)					+00:00		00:02:56
4.	391	 2014	<b>WICHER Hanna</b> ŁĘTOWNIA CYCLING ACADEMY	00:03:02 (3)					+00:06	19.7	00:03:02
5.	391	2014	<b>WICHER Hanna</b> ŁĘTOWNIA CYCLING ACADEMY	00:03:02 (3)					+00:06		00:03:02



2024-08-04 Chochołowskie Termy (POL)

## ANALIZA WYŚCIGU / RACE ANALYSIS

M-ce	Nr	Rok	Nazwisko i imię / Drużyna	okr. 1	okr. 2	okr. 3	okr. 4	okr. 5	Strata do zw.	km/h	Min okr.
Place	No	YoB	Surname, FirstName / Team	lap 1	lap 2	lap 3	lap 4	lap 5	Str. do poprz.	Avg	Max okr.
4.	396	2015	<b>BODZIOCH Emilia</b> ŁĘTOWNIA CYCLING ACADEMY	00:03:15 (4)					+00:19	18.3	00:03:15
				00:03:15 (4)					+00:13		00:03:15
5.	389	2014	<b>KNET Milena</b> ŁĘTOWNIA CYCLING ACADEMY	00:03:15 (5)					+00:19	18.3	00:03:15
				00:03:15 (5)					+00:00		00:03:15
6.	392	2015	<b>HOBOT Lena</b> ŁĘTOWNIA CYCLING ACADEMY	00:03:23 (6)					+00:27	17.6	00:03:23
				00:03:23 (6)					+00:08		00:03:23
7.	393	2015	<b>CISZCZOŃ Ania</b> ŁĘTOWNIA CYCLING ACADEMY	00:03:24 (7)					+00:28	17.5	00:03:24
				00:03:24 (7)					+00:00		00:03:24
8.	390	2015	<b>KRUPA Anna</b> NOWOTARSKI KLUB KOLARSKI	00:03:48 (8)					+00:52	15.7	00:03:48
				00:03:48 (8)					+00:23		00:03:48
9.	399	2014	<b>WOJTYŁA Alicja</b> NIESTOWARZYSZONY	00:03:53 (9)					+00:57	15.4	00:03:53
				00:03:53 (9)					+00:04		00:03:53
10.	397	2015	<b>JAMROZIK Zuzanna</b> ŁĘTOWNIA CYCLING ACADEMY	00:04:12 (10)					+01:16	14.2	00:04:12
				00:04:12 (10)					+00:19		00:04:12
	395	2014	<b>STOŁOWSKA Alicja</b> NKK						DNS		

Zawodników / Riders: 214

SĘDZIA GŁÓWNY / PRESIDENT OF THE COMMISSAIRES PANEL: Bartłomiej BUCHTA (POL)