

2026-05-30 Krynica-Zdrój (POL)















## ANALIZA WYŚCIGU / RACE ANALYSIS: Masters I / Men 30-39

Organizator / Organizer: Fundacja Klub Kolarski Agnieszka Skalniak, Żegiestów 111 A, 33-370 Muszyna, Dyrektor Wyścigu: Barbara Skalniak

Okrążenie / Lap distance: 19 km

Ilość okrążeń / Laps: 5

Czas startu / Start time: 09:00:00

M-ce Place	Nr No	Rok YoB	Nazwisko i Imię / Drużyna Surname, FirstName / Team	okr. 1 lap 1	okr. 2 lap 2	okr. 3 lap 3	okr. 4 lap 4	Czas Time	Strata do zw. Str. do poprz.	km/h Avg	Min okr. Max okr.
1.	52		<b>DWORACZEK Jakub</b> NIESTOWARZYSZONY	00:13:20 (1) 00:13:20 (1)	00:27:24 (2) 00:14:03 (2)	00:41:20 (1) 00:13:56 (1)	00:55:27 (1) 00:14:07 (1)	01:10:01 (1) 00:14:34 (3)		16.2	00:13:20 00:14:34
2.	51		<b>DZIURZYŃSKI Aleksander</b> CWKS RESOVIA RZESZÓW	00:13:30 (3) 00:13:30 (3)	00:27:37 (3) 00:14:07 (3)	00:42:03 (3) 00:14:25 (2)	00:56:18 (2) 00:14:15 (2)	01:10:42 (2) 00:14:23 (2)	+00:41 +00:41	16.1	00:13:30 00:14:25
3.	53		<b>BOCHENEK Szymon</b> PRESSING RIBOX, SCHODY I DRZWI GROMOTKA TEAM	00:13:21 (2) 00:13:21 (2)	00:27:12 (1) 00:13:51 (1)	00:41:42 (2) 00:14:30 (3)	00:56:18 (3) 00:14:35 (3)	01:10:58 (3) 00:14:40 (4)	+00:57 +00:16	16.0	00:13:21 00:14:40
4.	54		<b>DZIWIŚZ Sławomir</b> CWKS RESOVIA RZESZÓW	00:14:10 (7) 00:14:10 (7)	00:28:53 (6) 00:14:42 (5)	00:43:40 (6) 00:14:47 (6)	00:58:22 (4) 00:14:42 (4)	01:12:41 (4) 00:14:19 (1)	+02:40 +01:43	15.6	00:14:10 00:14:47
5.	57		<b>OGIELSKI Konrad</b> KONDYCJA.NET TEAM	00:14:00 (6) 00:14:00 (6)	00:28:52 (5) 00:14:51 (6)	00:43:37 (4) 00:14:45 (4)	00:58:23 (5) 00:14:45 (5)	01:13:05 (5) 00:14:42 (5)	+03:04 +00:24	15.5	00:14:00 00:14:51
6.	55		<b>KOWALCZE Mikołaj</b> ŁĘTOWNIA CYCLING ACADEMY	00:14:10 (8) 00:14:10 (8)	00:28:44 (4) 00:14:33 (4)	00:43:37 (5) 00:14:53 (7)	00:58:27 (6) 00:14:49 (6)	01:13:34 (6) 00:15:07 (8)	+03:33 +00:29	15.4	00:14:10 00:15:07
7.	64		<b>FOLDI Bence</b> DVTK CYCLING TEAM	00:13:55 (4) 00:13:55 (4)	00:29:06 (8) 00:15:10 (10)	00:43:52 (7) 00:14:46 (5)	01:00:07 (8) 00:16:15 (12)	01:15:06 (7) 00:14:58 (7)	+05:05 +01:32	15.1	00:13:55 00:16:15
8.	62		<b>REGULSKI Jakub</b> NIEZRZESZONY	00:13:55 (5) 00:13:55 (5)	00:29:00 (7) 00:15:04 (8)	00:44:39 (9) 00:15:38 (10)	01:00:20 (9) 00:15:41 (9)	01:15:16 (8) 00:14:55 (6)	+05:15 +00:10	15.1	00:13:55 00:15:41
9.	56		<b>STOLARCZYK Szymon</b> KONDYCJA.NET TEAM	00:14:27 (9) 00:14:27 (9)	00:29:34 (9) 00:15:06 (9)	00:44:33 (8) 00:14:59 (8)	01:00:03 (7) 00:15:29 (8)	01:15:25 (9) 00:15:22 (10)	+05:24 +00:09	15.1	00:14:27 00:15:29
10.	61		<b>GAŁ Krzysztof</b> NOWOTARSKI KLUB KOLARSKI	00:14:34 (11) 00:14:34 (11)	00:29:35 (10) 00:15:01 (7)	00:44:57 (10) 00:15:22 (9)	01:00:21 (10) 00:15:23 (7)	01:15:31 (10) 00:15:10 (9)	+05:30 +00:06	15.0	00:14:34 00:15:23
11.	60		<b>HOPPE Mateusz</b> TREK GDYNIA	00:14:32 (10) 00:14:32 (10)	00:29:58 (11) 00:15:25 (11)	00:45:39 (11) 00:15:41 (11)	01:01:52 (11) 00:16:12 (11)	01:17:37 (11) 00:15:44 (11)	+07:36 +02:06	14.6	00:14:32 00:16:12
12.	58		<b>PAC Dawid</b> FUNDACJA KURPIOWSKIE MARZENIA	00:15:07 (12) 00:15:07 (12)	00:31:21 (12) 00:16:14 (12)	00:47:49 (12) 00:16:28 (12)	01:03:44 (12) 00:15:54 (10)	01:19:54 (12) 00:16:10 (12)	+09:53 +02:17	14.2	00:15:07 00:16:28
13.	63		<b>CZERNIAWSKI Mateusz</b> TOWARZYSTWO CYKLISTÓW "ORZEŁ" SPYTKOWICE	00:15:31 (13) 00:15:31 (13)	00:32:16 (13) 00:16:44 (13)	00:49:13 (13) 00:16:57 (13)	01:06:05 (13) 00:16:51 (13)		-1		00:15:31 00:16:57
14.	59		<b>TKACZUK Piotr</b> NIEZRZESZONY / GETSIX	00:15:59 (14) 00:15:59 (14)	00:34:07 (14) 00:18:07 (14)	00:51:41 (14) 00:17:33 (14)			-2		00:15:59 00:18:07

2026-05-30 Krynica-Zdrój (POL)

## ANALIZA WYŚCIGU / RACE ANALYSIS: Masters I / Men 30-39

M-ce	Nr	Rok	Nazwisko i Imię / Drużyna	okr. 1	okr. 2	okr. 3	okr. 4	Czas	Strata do zw.	km/h	Min okr.
Place	No	YoB	Surname, FirstName / Team	lap 1	lap 2	lap 3	lap 4	Time	Str. do poprz.	Avg	Max okr.

Zawodników / Riders: 14

Ukończyło / Finished: 14

SĘDZIA GŁÓWNY UCI / PRESIDENT OF THE COMMISSAIRES PANEL UCI: Jan SCHLICHENMAIER (GER)

KOMISARZ PZKoi / NATIONAL COMMISSAIRE: Krzysztof DYMEK

2026-05-30 Krynica-Zdrój (POL)















## ANALIZA WYŚCIGU / RACE ANALYSIS: Masters II / Men 40+

Organizator / Organizer: Fundacja Klub Kolarski Agnieszka Skalniak, Żegiestów 111 A, 33-370 Muszyna, Dyrektor Wyścigu: Barbara Skalniak

Okrążenie / Lap distance: 19 km

Ilość okrążeń / Laps: 5

Czas startu / Start time: 09:01:00

M-ce Place	Nr No	Rok YoB	Nazwisko i Imię / Drużyna Surname, FirstName / Team	okr. 1 lap 1	okr. 2 lap 2	okr. 3 lap 3	okr. 4 lap 4	Czas Time	Strata do zw. Str. do poprz.	km/h Avg	Min okr. Max okr.
1.	356		HALEJAK Wojciech DK GWARKI	00:13:34 (1) 00:13:34 (1)	00:27:23 (1) 00:13:49 (1)	00:41:40 (1) 00:14:16 (1)	00:55:36 (1) 00:13:56 (1)	01:09:30 (1) 00:13:53 (1)		16.4	00:13:34 00:14:16
2.	357		POROŚ Dariusz DEICHMANN MAT SKSM SOBÓTKA	00:14:02 (3) 00:14:02 (3)	00:28:50 (3) 00:14:47 (3)	00:43:20 (2) 00:14:30 (2)	00:58:07 (2) 00:14:46 (2)	01:12:39 (2) 00:14:31 (2)	+03:09 +03:09	15.6	00:14:02 00:14:47
3.	361		PANEK Piotr NIEZRZESZONY	00:13:54 (2) 00:13:54 (2)	00:28:41 (2) 00:14:47 (2)	00:43:31 (3) 00:14:50 (4)	00:58:25 (3) 00:14:54 (5)	01:13:05 (3) 00:14:39 (4)	+03:35 +00:26	15.5	00:13:54 00:14:54
4.	360		LEŚNIAK Tomasz CWKS RESOVIA RZESZÓW	00:14:13 (5) 00:14:13 (5)	00:29:01 (4) 00:14:47 (4)	00:43:44 (4) 00:14:43 (3)	00:58:35 (4) 00:14:50 (4)	01:13:21 (4) 00:14:46 (6)	+03:51 +00:16	15.5	00:14:13 00:14:50
5.	358		NIEDŹWIECKI Tomasz UNRESTRICTED TEAM	00:14:12 (4) 00:14:12 (4)	00:29:09 (5) 00:14:57 (7)	00:44:11 (5) 00:15:01 (6)	00:58:58 (5) 00:14:47 (3)	01:13:32 (5) 00:14:34 (3)	+04:02 +00:11	15.5	00:14:12 00:15:01
6.	364		CZARNOTA Bogdan PHO3NIX CYCLING TEAM	00:14:21 (6) 00:14:21 (6)	00:29:12 (6) 00:14:50 (5)	00:44:11 (6) 00:14:59 (5)	00:59:15 (6) 00:15:04 (6)	01:14:00 (6) 00:14:44 (5)	+04:30 +00:28	15.4	00:14:21 00:15:04
7.	359		GÓRALEWSKI Łukasz KK CATENA WYSZKÓW	00:14:38 (8) 00:14:38 (8)	00:29:32 (7) 00:14:54 (6)	00:44:44 (7) 00:15:12 (7)	00:59:53 (7) 00:15:08 (7)	01:15:25 (7) 00:15:32 (8)	+05:55 +01:25	15.1	00:14:38 00:15:32
8.	362		HAŁAJKO Mateusz CWKS RESOVIA RZESZÓW	00:14:40 (9) 00:14:40 (9)	00:29:57 (9) 00:15:16 (10)	00:45:32 (9) 00:15:35 (9)	01:00:57 (8) 00:15:24 (8)	01:16:21 (8) 00:15:23 (7)	+06:51 +00:56	14.9	00:14:40 00:15:35
9.	363		TYNIEC Marek FUNDACJA KRAKOWSKI PARK ROWEROWY	00:14:43 (11) 00:14:43 (11)	00:29:57 (10) 00:15:13 (9)	00:45:32 (8) 00:15:35 (8)	01:01:00 (9) 00:15:27 (9)	01:16:53 (9) 00:15:53 (12)	+07:23 +00:32	14.8	00:14:43 00:15:53
10.	386		LEŠČINSKÝ Matúš CYKLO ČAJKA RACING	00:14:31 (7) 00:14:31 (7)	00:30:11 (11) 00:15:39 (13)	00:45:57 (10) 00:15:45 (10)	01:01:31 (10) 00:15:34 (10)	01:17:18 (10) 00:15:47 (10)	+07:48 +00:25	14.7	00:14:31 00:15:47
11.	381		ŚWIDER Leszek PHO3NIX CYCLING TEAM	00:15:26 (15) 00:15:26 (15)	00:30:56 (12) 00:15:30 (11)	00:46:44 (11) 00:15:48 (11)	01:02:30 (11) 00:15:45 (12)	01:18:14 (11) 00:15:43 (9)	+08:44 +00:56	14.5	00:15:26 00:15:48
12.	383		KOPKA Sławomir NIEZRZESZONY	00:15:39 (17) 00:15:39 (17)	00:31:17 (14) 00:15:37 (12)	00:47:16 (13) 00:15:59 (12)	01:02:54 (12) 00:15:38 (11)	01:18:45 (12) 00:15:51 (11)	+09:15 +00:31	14.4	00:15:37 00:15:59
13.	365		KUBALA Tomasz PRESSING RIBOX, SCHODY I DRZWI GROMOTKA TEAM	00:15:04 (12) 00:15:04 (12)	00:30:59 (13) 00:15:55 (14)	00:47:02 (12) 00:16:02 (13)	01:03:16 (13) 00:16:13 (13)	01:19:29 (13) 00:16:13 (13)	+09:59 +00:44	14.3	00:15:04 00:16:13
14.	371		BONUSIAK Przemysław PRESSING RIBOX, SCHODY I DRZWI GROMOTKA TEAM	00:15:18 (14) 00:15:18 (14)	00:31:19 (15) 00:16:01 (15)	00:47:26 (14) 00:16:06 (14)	01:03:55 (14) 00:16:28 (15)	01:20:20 (14) 00:16:25 (14)	+10:50 +00:51	14.1	00:15:18 00:16:28

2026-05-30 Krynica-Zdrój (POL)

**ANALIZA WYŚCIGU / RACE ANALYSIS: Masters II / Men 40+**

M-ce Place	Nr No	Rok YoB	Nazwisko i Imię / Drużyna Surname, FirstName / Team	okr. 1 lap 1	okr. 2 lap 2	okr. 3 lap 3	okr. 4 lap 4	Czas Time	Strata do zw. Str. do poprz.	km/h Avg	Min okr. Max okr.
15.	372		ŁODEJ Janusz GRUPA KOLARSKA VIKTORIA RYBNIK	00:15:16 (13) 00:15:16 (13)	00:31:32 (16) 00:16:15 (16)	00:48:11 (16) 00:16:39 (15)	01:04:37 (15) 00:16:25 (14)	01:22:05 (15) 00:17:27 (15)	+12:35 +01:45	13.8	00:15:16 00:17:27
16.	374		WIELGOS Mateusz GRUPA KOLARSKA VIKTORIA RYBNIK	00:14:40 (10) 00:14:40 (10)	00:29:42 (8) 00:15:01 (8)	00:48:02 (15) 00:18:20 (24)	01:05:43 (16) 00:17:40 (22)		-1		00:14:40 00:18:20
17.	370		STRUZIK Bartosz NIEZRZESZONY	00:15:45 (19) 00:15:45 (19)	00:32:16 (17) 00:16:31 (17)	00:49:01 (17) 00:16:44 (16)	01:05:50 (17) 00:16:49 (17)		-1		00:15:45 00:16:49
18.	387		DZURŇÁK Peter CYKLISTICKÁ TOUR	00:15:45 (18) 00:15:45 (18)	00:32:27 (18) 00:16:42 (18)	00:49:34 (18) 00:17:06 (17)	01:06:35 (18) 00:17:01 (19)		-1		00:15:45 00:17:06
19.	366		KLATKA Michał LKK LUKS SŁAWNO	00:15:49 (20) 00:15:49 (20)	00:32:39 (19) 00:16:49 (20)	00:50:15 (19) 00:17:35 (22)	01:07:15 (19) 00:17:00 (18)		-1		00:15:49 00:17:35
20.	367		CIECIERĘGA Jacek DĘBICKI KLUB KOLARSKI GRYF	00:16:07 (22) 00:16:07 (22)	00:32:57 (20) 00:16:50 (21)	00:50:19 (20) 00:17:22 (19)	01:07:35 (20) 00:17:15 (21)		-1		00:16:07 00:17:22
21.	373		DOKTOR Andrzej NIEZRZESZONY	00:15:32 (16) 00:15:32 (16)	00:33:46 (22) 00:18:13 (26)	00:51:01 (22) 00:17:14 (18)	01:07:46 (21) 00:16:45 (16)		-1		00:15:32 00:18:13
22.	388		MALINOWSKI Przemysław AKADEMIA KOLARSKA PUSZCZA	00:16:24 (24) 00:16:24 (24)	00:33:21 (21) 00:16:56 (22)	00:50:52 (21) 00:17:31 (20)	01:08:07 (22) 00:17:15 (20)		-1		00:16:24 00:17:31
23.	385		LANCMAN Mirosław NIESTOWARZYSZONY	00:16:18 (23) 00:16:18 (23)	00:33:50 (23) 00:17:32 (23)	00:51:23 (23) 00:17:32 (21)	01:09:42 (23) 00:18:19 (23)		-1		00:16:18 00:18:19
24.	369		PIOTROWSKI Przemysław PRESSING RIBOX, SCHODY I DRZWI GROMOTKA TEAM	00:16:44 (26) 00:16:44 (26)	00:34:37 (25) 00:17:53 (24)	00:52:20 (24) 00:17:43 (23)			-2		00:16:44 00:17:53
25.	377		URBANEK Krzysztof GRUPA KOLARSKA VIKTORIA RYBNIK	00:17:28 (27) 00:17:28 (27)	00:36:30 (26) 00:19:02 (27)	00:56:07 (25) 00:19:36 (25)			-2		00:17:28 00:19:36
26.	375		DRABIK Marcin TOWARZYSTWO CYKLISTÓW "ORZEŁ" SPYTKOWICE	00:18:36 (28) 00:18:36 (28)	00:37:50 (27) 00:19:13 (28)				-3		00:18:36 00:19:13
27.	376		NOSAL Marek DĘBICKI KLUB KOLARSKI GRYF	00:18:39 (29) 00:18:39 (29)	00:38:05 (28) 00:19:25 (30)				-3		00:18:39 00:19:25
28.	384		KISZKA Zbigniew PRESSING RIBOX, SCHODY I DRZWI GROMOTKA TEAM	00:21:21 (31) 00:21:21 (31)	00:38:07 (29) 00:16:45 (19)				-3		00:16:45 00:21:21
29.	379		BŁAZUCKI Piotr NIEZRZESZONY CNC-WARSZAWA BLAZE TECHNOLOGY	00:19:07 (30) 00:19:07 (30)	00:38:23 (30) 00:19:15 (29)				-3		00:19:07 00:19:15
	368		BEDNARCZYK Sławomir NIEZRZESZONY	00:15:52 (21) 00:15:52 (21)				DSQ			00:15:52 00:15:52

2026-05-30 Krynica-Zdrój (POL)

## ANALIZA WYŚCIGU / RACE ANALYSIS: Masters II / Men 40+

M-ce	Nr	Rok	Nazwisko i Imię / Drużyna	okr. 1	okr. 2	okr. 3	okr. 4	Czas	Strata do zw.	km/h	Min okr.
Place	No	YoB	Surname, FirstName / Team	lap 1	lap 2	lap 3	lap 4	Time	Str. do poprz.	Avg	Max okr.
	380	1978	<b>KURPIS Krzysztof</b> DK GWARKI	00:16:25 (25)	00:34:27 (24)			DNF			00:16:25 00:18:02
	378	1976	<b>OGONOWSKI Sebastian</b> NOWOTARSKI KLUB KOLARSKI					DNS			
	382	1981	<b>MARCZAK Kamil</b> WARSZAWSKI KLUB KOLARSKI					DNS			

Zawodników / Riders: 33

Ukończyło / Finished: 29

SĘDZIA GŁÓWNY UCI / PRESIDENT OF THE COMMISSAIRES PANEL UCI: Jan SCHLICHENMAIER (GER)

KOMISARZ PZKoi / NATIONAL COMMISSAIRE: Krzysztof DYMEK

2026-05-30 Krynica-Zdrój (POL)

## ANALIZA WYŚCIGU / RACE ANALYSIS: Mężczyźni Amator / Men Amateur

Organizator / Organizer: Fundacja Klub Kolarski Agnieszka Skalniak, Żegiestów 111 A, 33-370 Muszyna, Dyrektor Wyścigu: Barbara Skalniak

Okrążenie / Lap distance: 15.2 km

Ilość okrążeń / Laps: 4

Czas startu / Start time: 09:02:00

M-ce Place	Nr No	Rok YoB	Nazwisko i Imię / Drużyna Surname, FirstName / Team	okr. 1 lap 1	okr. 2 lap 2	okr. 3 lap 3	Czas Time	Strata do zw. Str. do poprz.	km/h Avg	Min okr. Max okr.
1.	463	1999	PRZYBYLSKI Dawid TREK GDYNIA	00:14:13 (2) 00:14:13 (2)	00:28:52 (2) 00:14:39 (2)	00:43:29 (1) 00:14:36 (1)	00:58:17 (1) 00:14:48 (1)		15.6	00:14:13 00:14:48
2.	464	2001	WYSOCKI Olaf AGH CYCLING TEAM	00:14:11 (1) 00:14:11 (1)	00:28:43 (1) 00:14:32 (1)	00:43:34 (2) 00:14:50 (2)	00:58:29 (2) 00:14:55 (2)	+00:12 +00:12	15.5	00:14:11 00:14:55
3.	465	1997	Zagata Przemysław NIEZRZESZONY	00:14:29 (3) 00:14:29 (3)	00:29:58 (3) 00:15:28 (3)	00:45:32 (3) 00:15:34 (3)	01:01:07 (3) 00:15:34 (3)	+02:50 +02:38	14.9	00:14:29 00:15:34
4.	462	1999	BOCHENEK Tomasz PRESSING RIBOX, SCHODY I DRZWI GROMOTKA TEAM	00:15:25 (5) 00:15:25 (5)	00:31:14 (4) 00:15:48 (4)	00:47:22 (4) 00:16:08 (4)	01:03:14 (4) 00:15:51 (4)	+04:57 +02:07	14.4	00:15:25 00:16:08
5.	455	1991	ZIELIŃSKI Paweł NIESTOWARZYSZONY	00:15:19 (4) 00:15:19 (4)	00:31:45 (5) 00:16:25 (5)	00:48:35 (5) 00:16:49 (5)	01:05:35 (5) 00:16:59 (6)	+07:18 +02:21	13.9	00:15:19 00:16:59
6.	461	1984	ZALESKI Aleksiej QUEST RACING TEAM	00:15:39 (6) 00:15:39 (6)	00:32:16 (6) 00:16:37 (6)	00:49:32 (6) 00:17:16 (7)	01:05:54 (6) 00:16:21 (5)	+07:37 +00:19	13.8	00:15:39 00:17:16
7.	457	2002	MAĆZKA Sebastian CWKS RESOVIA RZESZÓW	00:16:15 (8) 00:16:15 (8)	00:33:29 (8) 00:17:13 (8)	00:50:23 (8) 00:16:54 (6)	01:07:35 (7) 00:17:11 (7)	+09:18 +01:41	13.4	00:16:15 00:17:13
8.	456	1988	ZALEJSKI Damian NIESTOWARZYSZONY	00:16:00 (7) 00:16:00 (7)	00:32:48 (7) 00:16:48 (7)	00:50:19 (7) 00:17:31 (8)	01:07:46 (8) 00:17:26 (8)	+09:29 +00:11	13.4	00:16:00 00:17:31
9.	458	1990	GOLICKI Kajetan K.S KLIF CHŁAPOWO	00:18:03 (9) 00:18:03 (9)	00:37:18 (9) 00:19:15 (9)	00:56:49 (9) 00:19:31 (9)		-1		00:18:03 00:19:31
10.	459	1979	KASZEWSKI Przemysław TIME TO RELAX KAMPER TEAM	00:18:56 (10) 00:18:56 (10)	00:38:56 (10) 00:19:59 (10)	01:01:30 (10) 00:22:34 (10)		-1		00:18:56 00:22:34

Zawodników / Riders: 10

Ukończyło / Finished: 10

SĘDZIA GŁÓWNY UCI / PRESIDENT OF THE COMMISSAIRES PANEL UCI: Jan SCHLICHENMAIER (GER)

KOMISARZ PZKoi / NATIONAL COMMISSAIRE: Krzysztof DYMEK

2026-05-30 Krynica-Zdrój (POL)

## ANALIZA WYŚCIGU / RACE ANALYSIS: Masters Kobiety / Women Masters

Organizator / Organizer: Fundacja Klub Kolarski Agnieszka Skalniak, Żegiestów 111 A, 33-370 Muszyna, Dyrektor Wyścigu: Barbara Skalniak

Okrążenie / Lap distance: 15.2 km

Ilość okrążeń / Laps: 4

Czas startu / Start time: 09:03:00

M-ce Place	Nr No	Rok YoB	Nazwisko i Imię / Drużyna Surname, FirstName / Team	okr. 1 lap 1	okr. 2 lap 2	okr. 3 lap 3	Czas Time	Strata do zw. Str. do poprz.	km/h Avg	Min okr. Max okr.
1.	114	1991	<b>BRODA Adrianna</b> NIESTOWARZYSZONY	00:16:25 (1) 00:16:25 (1)	00:33:24 (1) 00:16:59 (1)	00:50:56 (1) 00:17:31 (2)	01:08:19 (1) 00:17:23 (2)		13.3	00:16:25 00:17:31
2.	115	1988	<b>ZALEJSKA Marta</b> NIEZRZESZONA	00:16:39 (2) 00:16:39 (2)	00:33:50 (2) 00:17:11 (2)	00:51:13 (2) 00:17:22 (1)	01:08:31 (2) 00:17:18 (1)	+00:12 +00:12	13.3	00:16:39 00:17:22
3.	121	1996	<b>RAPACZ Monika</b> MPCC TEAM	00:16:57 (3) 00:16:57 (3)	00:34:37 (3) 00:17:39 (3)	00:52:52 (3) 00:18:15 (3)	01:11:29 (3) 00:18:36 (3)	+03:10 +02:58	12.7	00:16:57 00:18:36
4.	116	1982	<b>WYSZYŃSKA-TYNICEC Maria</b> FUNDACJA KRAKOWSKI PARK ROWEROWY	00:17:34 (4) 00:17:34 (4)	00:35:54 (4) 00:18:20 (4)	00:54:55 (4) 00:19:00 (4)	01:14:15 (4) 00:19:19 (4)	+05:56 +02:46	12.2	00:17:34 00:19:19
5.	123	1986	<b>KARSKA Renata</b> WM TRISELF / RK 88 RACING TEAM	00:19:01 (7) 00:19:01 (7)	00:38:02 (5) 00:19:01 (5)	00:57:46 (5) 00:19:43 (5)	01:17:47 (5) 00:20:01 (5)	+09:28 +03:32	11.7	00:19:01 00:20:01
6.	122	1987	<b>BOGUSKÁ Jana</b> PROBIKER TEAM	00:18:41 (5) 00:18:41 (5)	00:38:25 (6) 00:19:43 (6)	00:59:17 (6) 00:20:52 (7)	01:20:11 (6) 00:20:53 (7)	+11:52 +02:24	11.3	00:18:41 00:20:53
7.	119	1984	<b>PANEK Basia</b> NIEZRZESZONA	00:19:05 (8) 00:19:05 (8)	00:39:19 (7) 00:20:13 (7)	00:59:43 (7) 00:20:24 (6)	01:20:33 (7) 00:20:50 (6)	+12:14 +00:22	11.3	00:19:05 00:20:50
8.	117	1990	<b>BUKOWIEC Kamila</b> TOWARZYSTWO CYKLISTÓW "ORZEŁ" SPYTKOWICE	00:18:59 (6) 00:18:59 (6)	00:40:44 (8) 00:21:45 (8)	01:02:21 (8) 00:21:36 (8)	01:24:34 (8) 00:22:13 (8)	+16:15 +04:01	10.7	00:18:59 00:22:13
9.	118	1983	<b>GŁÓWCZAK Elżbieta</b> ŁĘTOWNIA CYCLING ACADEMY	00:21:59 (9) 00:21:59 (9)	00:46:48 (9) 00:24:49 (9)			-2		00:21:59 00:24:49
10.	120	1990	<b>KRUPA Alicja</b> NOWOTARSKI KLUB KOLARSKI	00:23:06 (10) 00:23:06 (10)	00:58:42 (10) 00:35:35 (10)			-2		00:23:06 00:35:35

Zawodników / Riders: 10

Ukończyło / Finished: 10

SĘDZIA GŁÓWNY UCI / PRESIDENT OF THE COMMISSAIRES PANEL UCI: Jan SCHLICHENMAIER (GER)

KOMISARZ PZKof / NATIONAL COMMISSAIRE: Krzysztof DYMEK

2026-05-30 Krynica-Zdrój (POL)















## ANALIZA WYŚCIGU / RACE ANALYSIS: Junior Młodszy / U17 Men

Organizator / Organizer: Fundacja Klub Kolarski Agnieszka Skalniak, Żegiestów 111 A, 33-370 Muszyna, Dyrektor Wyścigu: Barbara Skalniak

Okrążenie / Lap distance: 15.2 km

















Ilość okrążeń / Laps: 4

Czas startu / Start time: 10:30:00

M-ce Place	Nr No	Rok YoB	Nazwisko i Imię / Drużyna Surname, FirstName / Team	okr. 1 lap 1	okr. 2 lap 2	okr. 3 lap 3	Czas Time	Strata do zw. Str. do poprz.	km/h Avg	Min okr. Max okr.
1.	126	 2010	<b>DEC Szymon</b> KLUB KOLARSTWA WAŁBRZYCH	00:13:08 (2) 00:13:08 (2)	00:27:07 (2) 00:13:58 (2)	00:41:18 (2) 00:14:11 (4)	00:55:00 (1) 00:13:41 (1)		16.5	00:13:08 00:14:11
2.	136	 2011	<b>BEREŻNICKI Mikołaj</b> JKK JELENIOGÓRSKI KLUB KOLARSKI	00:13:08 (1) 00:13:08 (1)	00:27:06 (1) 00:13:58 (1)	00:41:18 (1) 00:14:11 (3)	00:55:09 (2) 00:13:51 (2)	+00:09 +00:09	16.5	00:13:08 00:14:11
3.	134	 2011	<b>KURPIEWSKI Ryszard</b> DEICHMANN MAT SKSM SOBÓTKA	00:13:09 (3) 00:13:09 (3)	00:27:12 (4) 00:14:03 (4)	00:41:19 (3) 00:14:06 (1)	00:55:11 (3) 00:13:52 (3)	+00:11 +00:02	16.5	00:13:09 00:14:06
4.	125	 2010	<b>GÓRA Piotr</b> DK GWARKI	00:13:10 (4) 00:13:10 (4)	00:27:10 (3) 00:14:00 (3)	00:41:37 (4) 00:14:26 (5)	00:55:57 (4) 00:14:19 (7)	+00:57 +00:46	16.2	00:13:10 00:14:26
5.	135	 2011	<b>JĘDROL Jan</b> ŁĘTOWNIA CYCLING ACADEMY	00:13:25 (5) 00:13:25 (5)	00:27:55 (5) 00:14:30 (10)	00:42:05 (5) 00:14:10 (2)	00:56:02 (5) 00:13:56 (4)	+01:02 +00:05	16.2	00:13:25 00:14:30
6.	137	 2011	<b>MAKUCH Kacper</b> ŁĘTOWNIA CYCLING ACADEMY	00:13:52 (10) 00:13:52 (10)	00:28:18 (9) 00:14:25 (7)	00:42:46 (7) 00:14:27 (6)	00:56:55 (6) 00:14:09 (5)	+01:55 +00:53	16.0	00:13:52 00:14:27
7.	131	 2011	<b>SEWERYN Leon</b> DK GWARKI	00:13:47 (8) 00:13:47 (8)	00:28:09 (6) 00:14:21 (6)	00:42:43 (6) 00:14:34 (7)	00:57:07 (7) 00:14:23 (8)	+02:07 +00:12	15.9	00:13:47 00:14:34
8.	183	 2010	<b>LANGER Stanisław</b> WARSZAWSKI KLUB KOLARSKI	00:14:20 (18) 00:14:20 (18)	00:28:29 (10) 00:14:08 (5)	00:43:04 (9) 00:14:35 (8)	00:57:23 (8) 00:14:18 (6)	+02:23 +00:16	15.8	00:14:08 00:14:35
9.	133	 2010	<b>BĘBEN Tymon</b> KS STOMIL POZNAŃ	00:13:49 (9) 00:13:49 (9)	00:28:17 (8) 00:14:28 (8)	00:42:56 (8) 00:14:38 (9)	00:57:40 (9) 00:14:44 (13)	+02:40 +00:17	15.8	00:13:49 00:14:44
10.	152	 2010	<b>BIELA Olivier</b> ŁĘTOWNIA CYCLING ACADEMY	00:13:53 (11) 00:13:53 (11)	00:28:29 (12) 00:14:36 (11)	00:43:18 (10) 00:14:48 (11)	00:58:00 (10) 00:14:41 (11)	+03:00 +00:20	15.7	00:13:53 00:14:48
11.	147	 2010	<b>KOCZANOWICZ Paweł</b> WARSZAWSKI KLUB KOLARSKI	00:13:43 (7) 00:13:43 (7)	00:28:43 (14) 00:14:59 (16)	00:43:35 (11) 00:14:52 (12)	00:58:22 (11) 00:14:46 (15)	+03:22 +00:22	15.6	00:13:43 00:14:59
12.	140	 2010	<b>LEWICKI Jacek</b> KLUB SPORTOWY „SPÓJNIA – WARSZAWA”	00:13:27 (6) 00:13:27 (6)	00:28:12 (7) 00:14:45 (13)	00:43:46 (13) 00:15:33 (22)	00:58:28 (12) 00:14:42 (12)	+03:28 +00:06	15.5	00:13:27 00:15:33
13.	130	 2010	<b>ROGALSKI Łukasz</b> TREK GDYNIA	00:14:01 (14) 00:14:01 (14)	00:28:29 (11) 00:14:28 (9)	00:43:36 (12) 00:15:06 (13)	00:58:29 (13) 00:14:53 (18)	+03:29 +00:01	15.5	00:14:01 00:15:06
14.	132	 2010	<b>GOSŁAWSKI Antoni</b> K.S KLIF CHŁAPOWO	00:14:00 (13) 00:14:00 (13)	00:28:40 (13) 00:14:39 (12)	00:44:15 (15) 00:15:35 (24)	00:58:47 (14) 00:14:31 (9)	+03:47 +00:18	15.5	00:14:00 00:15:35

















2026-05-30 Krynica-Zdrój (POL)

## ANALIZA WYŚCIGU / RACE ANALYSIS: Junior Młodszy / U17 Men

M-ce	Nr	Rok	Nazwisko i Imię / Drużyna	okr. 1	okr. 2	okr. 3	Czas	Strata do zw.	km/h	Min okr.
Place	No	YoB	Surname, FirstName / Team	lap 1	lap 2	lap 3	Time	Str. do poprz.	Avg	Max okr.
15.	148	 2011	<b>BROŹ Michał</b> RZESZOWSKA AKADEMIA KOLARSKA	00:14:08 (17) 00:14:08 (17)	00:29:01 (16) 00:14:52 (15)	00:44:16 (16) 00:15:15 (14)	00:58:49 (15) 00:14:32 (10)	+03:49 +00:02	15.5	00:14:08 00:15:15
16.	138	 2011	<b>PROKOPSKI Rafał</b> KLUB KOLARSTWA WAŁBRZYCH	00:13:56 (12) 00:13:56 (12)	00:28:45 (15) 00:14:48 (14)	00:44:02 (14) 00:15:17 (15)	00:59:11 (16) 00:15:09 (21)	+04:11 +00:22	15.4	00:13:56 00:15:17
17.	178	 2011	<b>GYETKÓ Péter</b> DVTK CYCLING TEAM	00:14:57 (32) 00:14:57 (32)	00:30:09 (25) 00:15:12 (17)	00:44:57 (17) 00:14:48 (10)	00:59:50 (17) 00:14:52 (16)	+04:50 +00:39	15.2	00:14:48 00:15:12
18.	144	 2010	<b>KRUSZEWSKI Dawid</b> K.S KLIF CHŁAPOWO	00:14:23 (19) 00:14:23 (19)	00:29:49 (19) 00:15:26 (23)	00:45:07 (19) 00:15:18 (16)	01:00:03 (18) 00:14:55 (19)	+05:03 +00:13	15.1	00:14:23 00:15:26
19.	151	 2010	<b>LEŚNICKI Franciszek</b> NOWOTARSKI KLUB KOLARSKI	00:14:05 (15) 00:14:05 (15)	00:29:25 (17) 00:15:19 (19)	00:45:07 (18) 00:15:42 (27)	01:00:16 (19) 00:15:08 (20)	+05:16 +00:13	15.1	00:14:05 00:15:42
20.	162	 2011	<b>KOŁODZIEJCZYK Marcin</b> ŁĘTOWNIA CYCLING ACADEMY	00:14:53 (30) 00:14:53 (30)	00:30:16 (28) 00:15:22 (20)	00:45:37 (22) 00:15:21 (17)	01:00:22 (20) 00:14:45 (14)	+05:22 +00:06	15.1	00:14:45 00:15:22
21.	185	 2010	<b>PYZEWSKI Mikołaj</b> AKADEMIA KOLARSKA PUSZCZA/SK W OGRODNICZKACH	00:14:28 (20) 00:14:28 (20)	00:30:05 (22) 00:15:36 (29)	00:45:36 (21) 00:15:30 (21)	01:00:29 (21) 00:14:52 (17)	+05:29 +00:07	15.0	00:14:28 00:15:36
22.	139	 2010	<b>KARWOWSKI Wiktor</b> UKS OSTRÓDA SPORT TEAM	00:14:48 (27) 00:14:48 (27)	00:30:07 (23) 00:15:18 (18)	00:45:33 (20) 00:15:25 (18)	01:00:42 (22) 00:15:09 (22)	+05:42 +00:13	15.0	00:14:48 00:15:25
23.	160	 2011	<b>MARKS Filip</b> PODLASKI KLUB KOLARSKI FALCON	00:14:49 (28) 00:14:49 (28)	00:30:16 (27) 00:15:26 (24)	00:45:44 (25) 00:15:28 (19)	01:01:02 (23) 00:15:17 (24)	+06:02 +00:20	14.9	00:14:49 00:15:28
24.	149	 2011	<b>CHMIELARSKI Grzegorz</b> TREK GDYNIA	00:14:29 (21) 00:14:29 (21)	00:29:59 (20) 00:15:30 (28)	00:45:45 (26) 00:15:45 (28)	01:01:08 (24) 00:15:23 (25)	+06:08 +00:06	14.9	00:14:29 00:15:45
25.	146	 2011	<b>KAMIŃSKI Szymon</b> K.S KLIF CHŁAPOWO	00:14:37 (23) 00:14:37 (23)	00:30:07 (24) 00:15:30 (26)	00:45:38 (23) 00:15:30 (20)	01:01:10 (25) 00:15:32 (29)	+06:10 +00:02	14.9	00:14:37 00:15:32
26.	141	 2011	<b>HERBOWSKI Adam</b> KLUB KOLARSTWA WAŁBRZYCH	00:14:08 (16) 00:14:08 (16)	00:29:36 (18) 00:15:28 (25)	00:45:44 (24) 00:16:07 (34)	01:01:15 (26) 00:15:31 (28)	+06:15 +00:05	14.8	00:14:08 00:16:07
27.	181	 2011	<b>HNOJČÍK Jakub</b> CYKLISTICKÁ TOUR	00:14:51 (29) 00:14:51 (29)	00:30:21 (29) 00:15:30 (27)	00:45:56 (29) 00:15:35 (23)	01:01:23 (27) 00:15:26 (27)	+06:23 +00:08	14.8	00:14:51 00:15:35
28.	150	 2010	<b>MARCINIEC Igor</b> DEICHMANN MAT SKSM SOBÓTKA	00:14:48 (25) 00:14:48 (25)	00:30:28 (30) 00:15:40 (31)	00:46:27 (30) 00:15:58 (30)	01:01:44 (28) 00:15:16 (23)	+06:44 +00:21	14.7	00:14:48 00:15:58
29.	154	 2011	<b>KOŁACZ Szymon</b> K.S. MTB MOSIR DUKLA	00:14:36 (22) 00:14:36 (22)	00:30:00 (21) 00:15:23 (22)	00:45:46 (27) 00:15:46 (29)	01:01:45 (29) 00:15:58 (33)	+06:45 +00:01	14.7	00:14:36 00:15:58
30.	143	 2010	<b>KRZYWY Ksawery</b> K.S KLIF CHŁAPOWO	00:14:40 (24) 00:14:40 (24)	00:30:30 (31) 00:15:49 (33)	00:46:29 (31) 00:15:58 (31)	01:01:53 (30) 00:15:23 (26)	+06:53 +00:08	14.7	00:14:40 00:15:58










2026-05-30 Krynica-Zdrój (POL)

## ANALIZA WYŚCIGU / RACE ANALYSIS: Junior Młodszy / U17 Men

M-ce	Nr	Rok	Nazwisko i Imię / Drużyna	okr. 1	okr. 2	okr. 3	Czas	Strata do zw.	km/h	Min okr.
Place	No	YoB	Surname, FirstName / Team	lap 1	lap 2	lap 3	Time	Str. do poprz.	Avg	Max okr.
31.	142	 2011	<b>OŁDAK Leon</b> KLUB SPORTOWY „SPÓJNIA – WARSZAWA”	00:14:48 (26) 00:14:48 (26)	00:30:11 (26) 00:15:22 (21)	00:45:52 (28) 00:15:40 (25)	01:02:10 (31) 00:16:18 (35)	+07:10 +00:17	14.6	00:14:48 00:16:18
32.	165	 2011	<b>KLATKA Albert</b> LKK LUKS SŁAWNO	00:15:28 (39) 00:15:28 (39)	00:31:19 (35) 00:15:50 (34)	00:47:00 (32) 00:15:41 (26)	01:02:47 (32) 00:15:46 (32)	+07:47 +00:37	14.5	00:15:28 00:15:50
33.	164	 2011	<b>BAŁUT Bernard</b> UNRESTRICTED TEAM	00:15:34 (41) 00:15:34 (41)	00:31:12 (33) 00:15:38 (30)	00:47:16 (33) 00:16:04 (32)	01:03:02 (33) 00:15:45 (31)	+08:02 +00:15	14.4	00:15:34 00:16:04
34.	166	 2011	<b>OCHOCIŃSKI Cyprian</b> TREK GDYNIA	00:15:29 (40) 00:15:29 (40)	00:31:13 (34) 00:15:43 (32)	00:47:19 (34) 00:16:06 (33)	01:03:02 (34) 00:15:43 (30)	+08:02 +00:00	14.4	00:15:29 00:16:06
35.	182	 2011	<b>ĎUREC Kristián</b> CYKLISTICKÁ TOUR	00:14:54 (31) 00:14:54 (31)	00:30:57 (32) 00:16:02 (35)	00:47:33 (35) 00:16:36 (43)	01:03:39 (35) 00:16:06 (34)	+08:39 +00:37	14.3	00:14:54 00:16:36
36.	171	 2011	<b>PRAŁAT Maksymilian</b> MSR MRAĞOWO	00:15:15 (36) 00:15:15 (36)	00:31:33 (37) 00:16:18 (38)	00:47:51 (36) 00:16:17 (36)	01:04:27 (36) 00:16:36 (38)	+09:27 +00:48	14.1	00:15:15 00:16:36
37.	169	 2010	<b>KOŚMIDER Igor</b> ŁĘTOWNIA CYCLING ACADEMY	00:15:27 (37) 00:15:27 (37)	00:31:36 (38) 00:16:09 (37)	00:48:04 (38) 00:16:28 (39)	01:04:45 (37) 00:16:40 (42)	+09:45 +00:18	14.0	00:15:27 00:16:40
38.	153	 2011	<b>ŁOJEWSKI Jakub</b> DEICHMANN MAT SKSM SOBÓTKA	00:15:01 (33) 00:15:01 (33)	00:31:27 (36) 00:16:25 (39)	00:47:57 (37) 00:16:29 (41)	01:04:47 (38) 00:16:50 (43)	+09:47 +00:02	14.0	00:15:01 00:16:50
39.	161	 2010	<b>BIAŁEK Aleksander</b> UKS "TOWARZYSTWO ROZWOJU SPORTU" SUSZ	00:15:12 (35) 00:15:12 (35)	00:31:44 (39) 00:16:31 (41)	00:48:19 (39) 00:16:35 (42)	01:04:58 (39) 00:16:38 (40)	+09:58 +00:11	14.0	00:15:12 00:16:38
40.	156	 2010	<b>KĘDZIOR Wojciech</b> KS LUBOŃ SKOMIELNA BIAŁA	00:15:28 (38) 00:15:28 (38)	00:32:09 (41) 00:16:41 (44)	00:48:39 (40) 00:16:29 (40)	01:05:18 (40) 00:16:38 (39)	+10:18 +00:20	13.9	00:15:28 00:16:41
41.	157	 2010	<b>KOT Bartłomiej</b> DEICHMANN MAT SKSM SOBÓTKA	00:15:57 (45) 00:15:57 (45)	00:32:36 (44) 00:16:38 (42)	00:49:00 (41) 00:16:23 (37)	01:05:23 (41) 00:16:22 (36)	+10:23 +00:05	13.9	00:15:57 00:16:38
42.	158	 2010	<b>WITKOWSKI Aleksander</b> CENTRUM SZKOLENIA SPORTOWEGO 'KURPIE'	00:16:16 (49) 00:16:16 (49)	00:32:55 (46) 00:16:39 (43)	00:49:21 (44) 00:16:25 (38)	01:05:51 (42) 00:16:30 (37)	+10:51 +00:28	13.8	00:16:16 00:16:39
43.	163	 2010	<b>BERNAL Maksymilian</b> UNRESTRICTED TEAM	00:15:55 (43) 00:15:55 (43)	00:32:24 (43) 00:16:29 (40)	00:49:11 (42) 00:16:47 (44)	01:06:09 (43) 00:16:57 (44)	+11:09 +00:18	13.7	00:15:55 00:16:57
44.	155	 2010	<b>BRUDZIŃSKI Wojciech</b> JKK JELENIÓGÓRSKI KLUB KOLARSKI	00:15:03 (34) 00:15:03 (34)	00:32:15 (42) 00:17:11 (46)	00:49:33 (45) 00:17:18 (46)	01:06:13 (44) 00:16:39 (41)	+11:13 +00:04	13.7	00:15:03 00:17:18
45.	175	 2011	<b>STRUK Stanisław</b> UKS OSTRÓDA SPORT TEAM	00:15:54 (42) 00:15:54 (42)	00:31:59 (40) 00:16:04 (36)	00:49:13 (43) 00:17:14 (45)	01:07:09 (45) 00:17:55 (45)	+12:09 +00:56	13.5	00:15:54 00:17:55
46.	159	 2010	<b>KOTASIŃSKI Bartosz</b> CZKKS KOLEJARZ-JURA CZĘSTOCHOWA	00:15:55 (44) 00:15:55 (44)	00:32:50 (45) 00:16:55 (45)	00:50:39 (46) 00:17:48 (48)	01:09:10 (46) 00:18:31 (46)	+14:10 +02:01	13.1	00:15:55 00:18:31

2026-05-30 Krynica-Zdrój (POL)

## ANALIZA WYŚCIGU / RACE ANALYSIS: Junior Młodszy / U17 Men

M-ce Place	Nr No	Rok YoB	Nazwisko i Imię / Drużyna Surname, FirstName / Team	okr. 1 lap 1	okr. 2 lap 2	okr. 3 lap 3	Czas Time	Strata do zw. Str. do poprz.	km/h Avg	Min okr. Max okr.
47.	168	 2011	<b>TOMASZEWSKI Wojciech</b> DK GWARKI	00:16:12 (48) 00:16:12 (48)	00:33:40 (47) 00:17:28 (47)	00:51:28 (47) 00:17:47 (47)		-1		00:16:12 00:17:47
48.	172	 2010	<b>MALINOWSKI Adam</b> UCZNIOWSKI KLUB KOLARSKI PROSTKI	00:16:04 (47) 00:16:04 (47)	00:36:03 (50) 00:19:59 (51)	00:52:14 (48) 00:16:11 (35)		-1		00:16:04 00:19:59
49.	176	 2011	<b>DĘBSKI Michał</b> KLUB ROWEROWY MTB SUWAŁKI	00:16:30 (50) 00:16:30 (50)	00:34:33 (49) 00:18:02 (48)	00:52:32 (49) 00:17:59 (49)		-1		00:16:30 00:18:02
50.	174	 2011	<b>MŁODAWSKI Jan</b> UKS "TOWARZYSTWO ROZWOJU SPORTU" SUSZ	00:16:01 (46) 00:16:01 (46)	00:34:32 (48) 00:18:31 (49)	00:52:33 (50) 00:18:00 (50)		-1		00:16:01 00:18:31
51.	173	 2010	<b>PIETRUSZKA Hubert</b> K.S. MTB MOSIR DUKLA	00:16:53 (52) 00:16:53 (52)	00:36:35 (51) 00:19:42 (50)	00:55:59 (51) 00:19:24 (51)		-1		00:16:53 00:19:42
52.	180	 2011	<b>KNAPÍK Krištof</b> CYKLO ČAJKA RACING	00:20:32 (55) 00:20:32 (55)	00:41:55 (52) 00:21:23 (52)			-2		00:20:32 00:21:23
53.	179	 2011	<b>ROMANSEWICZ Dawid</b> KLUB ROWEROWY MTB SUWAŁKI	00:19:24 (54) 00:19:24 (54)	00:41:56 (53) 00:22:32 (53)			-2		00:19:24 00:22:32
	167	 2011	<b>ŁUBIŃSKI Jakub</b> CYKLO KWIDZYN	00:16:46 (51) 00:16:46 (51)			DNF			00:16:46 00:16:46
	177	 2011	<b>WRZOŁEK Filip</b> WARSZAWSKI KLUB KOLARSKI	00:17:14 (53) 00:17:14 (53)			DNF			00:17:14 00:17:14

Zawodników / Riders: 55

Ukończyło / Finished: 53

SĘDZIA GŁÓWNY UCI / PRESIDENT OF THE COMMISSAIRES PANEL UCI: Jan SCHLICHENMAIER (GER)

KOMISARZ PZKoi / NATIONAL COMMISSAIRE: Krzysztof DYMEK

2026-05-30 Krynica-Zdrój (POL)

## ANALIZA WYŚCIGU / RACE ANALYSIS: Elita Kobiety / Elite Women

Organizator / Organizer: Fundacja Klub Kolarski Agnieszka Skalniak, Żegiestów 111 A, 33-370 Muszyna, Dyrektor Wyścigu: Barbara Skalniak

Okążenie / Lap distance: 22.8 km

Ilość okążen / Laps: 6

Czas startu / Start time: 12:00:00

M-ce Place	Nr No	Rok YoB	Nazwisko i Imię / Drużyna Surname, FirstName / Team	okr. 1 lap 1	okr. 2 lap 2	okr. 3 lap 3	okr. 4 lap 4	okr. 5 lap 5	Czas Time	Strata do zw. Str. do poprz.	km/h Avg	Min okr. Max okr.
1.	100	1997	WOJTYLE Gabriela SUPERIOR ZATOR	00:14:10 (1) 00:14:10 (1)	00:28:39 (1) 00:14:28 (2)	00:43:14 (1) 00:14:34 (1)	00:58:06 (1) 00:14:52 (2)	01:13:04 (1) 00:14:57 (2)	01:28:13 (1) 00:15:09 (1)		15.5	00:14:10 00:15:09
2.	101	1998	CZABOK Klaudia WARSZAWSKI KLUB KOLARSKI	00:14:26 (2) 00:14:26 (2)	00:29:32 (3) 00:15:06 (3)	00:44:27 (3) 00:14:54 (3)	00:59:08 (3) 00:14:41 (1)	01:13:49 (2) 00:14:40 (1)	01:29:04 (2) 00:15:15 (2)	+00:51 +00:51	15.3	00:14:26 00:15:15
3.	103	2003	GLOWACKA Joanna CWKS RESOVIA RZESZÓW	00:14:26 (3) 00:14:26 (3)	00:28:54 (2) 00:14:27 (1)	00:43:47 (2) 00:14:53 (2)	00:58:53 (2) 00:15:05 (3)	01:14:05 (3) 00:15:12 (3)	01:29:40 (3) 00:15:34 (3)	+01:27 +00:36	15.2	00:14:26 00:15:34
4.	106	2007	U23 (1) GLINIECKA Nikola SUPERIOR ZATOR	00:14:42 (4) 00:14:42 (4)	00:29:55 (4) 00:15:12 (4)	00:45:27 (4) 00:15:31 (4)	01:01:01 (4) 00:15:34 (5)	01:16:52 (4) 00:15:50 (4)	01:33:07 (4) 00:16:15 (7)	+04:54 +03:27	14.6	00:14:42 00:16:15
5.	102	1990	KRZYSTAŁA Zuzanna PHO3NIX CYCLING TEAM	00:15:03 (6) 00:15:03 (6)	00:30:24 (5) 00:15:20 (5)	00:46:02 (5) 00:15:38 (5)	01:01:35 (5) 00:15:32 (4)	01:17:30 (5) 00:15:54 (5)	01:33:29 (5) 00:15:58 (5)	+05:16 +00:22	14.6	00:15:03 00:15:58
6.	105	2005	U23 (2) CHOMA Laura CHOMA RACING TSR	00:14:55 (5) 00:14:55 (5)	00:30:27 (6) 00:15:32 (6)	00:46:07 (6) 00:15:39 (6)	01:01:52 (6) 00:15:45 (6)	01:18:13 (6) 00:16:21 (7)	01:34:27 (6) 00:16:13 (6)	+06:14 +00:58	14.4	00:14:55 00:16:21
7.	104	1998	BIALEK Antonina WARSZAWSKI KLUB KOLARSKI	00:15:19 (7) 00:15:19 (7)	00:30:52 (7) 00:15:32 (7)	00:46:48 (7) 00:15:55 (7)	01:03:44 (7) 00:16:56 (8)	01:19:51 (7) 00:16:07 (6)	01:35:48 (7) 00:15:57 (4)	+07:35 +01:21	14.2	00:15:19 00:16:56
8.	107	2007	U23 (3) KRYSIK Zofia WARSZAWSKI KLUB KOLARSKI	00:15:51 (9) 00:15:51 (9)	00:32:26 (8) 00:16:35 (8)	00:49:07 (8) 00:16:40 (8)	01:05:55 (8) 00:16:47 (7)	01:23:11 (8) 00:17:16 (8)	01:40:40 (8) 00:17:28 (8)	+12:27 +04:52	13.5	00:15:51 00:17:28
9.	109	2007	U23 (4) DOBRZYŃSKA Natalia WARSZAWSKI KLUB KOLARSKI	00:15:46 (8) 00:15:46 (8)	00:32:41 (9) 00:16:54 (9)	00:50:06 (9) 00:17:25 (9)	01:08:06 (9) 00:18:00 (9)	01:26:58 (9) 00:18:51 (9)		-1		00:15:46 00:18:51
10.	108	2006	U23 (5) BODKOWSKA Sara KS LUBOŃ SKOMIELNA BIAŁA	00:17:03 (11) 00:17:03 (11)	00:34:54 (11) 00:17:50 (10)	00:52:47 (10) 00:17:53 (10)	01:11:23 (10) 00:18:36 (10)			-2		00:17:03 00:18:36
11.	110	2004	U23 (6) ŻUR Kinga DK GWARKI	00:16:48 (10) 00:16:48 (10)	00:34:53 (10) 00:18:05 (11)	00:53:34 (11) 00:18:40 (11)	01:13:24 (11) 00:19:50 (11)			-2		00:16:48 00:19:50
	111	2007	U23 KOZDRAŚ Hanna WARSZAWSKI KLUB KOLARSKI							DNS		

Zawodników / Riders: 12

Ukończyło / Finished: 11

SĘDZIA GŁÓWNY UCI / PRESIDENT OF THE COMMISSAIRES PANEL UCI: Jan SCHLICHENMAIER (GER)

KOMISARZ PZKoi / NATIONAL COMMISSAIRE: Krzysztof DYMEK

2026-05-30 Krynica-Zdrój (POL)

## ANALIZA WYŚCIGU / RACE ANALYSIS: Juniorka / Junior Women

Organizator / Organizer: Fundacja Klub Kolarski Agnieszka Skalniak, Żegiestów 111 A, 33-370 Muszyna, Dyrektor Wyścigu: Barbara Skalniak

Okążenie / Lap distance: 15.2 km

Ilość okążeń / Laps: 4

Czas startu / Start time: 12:01:00

M-ce Place	Nr No	Rok YoB	Nazwisko i Imię / Drużyna Surname, FirstName / Team	okr. 1 lap 1	okr. 2 lap 2	okr. 3 lap 3	Czas Time	Strata do zw. Str. do poprz.	km/h Avg	Min okr. Max okr.
1.	501	2009	<b>KUCHARSKA Antonina</b> K.S KLIF CHŁAPOWO	00:14:38 (1) 00:14:38 (1)	00:29:45 (1) 00:15:06 (1)	00:45:06 (1) 00:15:21 (1)	01:01:02 (1) 00:15:55 (1)		14.9	00:14:38 00:15:55
2.	510	2009	<b>BORTELOVÁ Karolína</b> CYKLISTICKÁ TOUR	00:15:25 (2) 00:15:25 (2)	00:32:07 (2) 00:16:42 (5)	00:48:27 (2) 00:16:20 (2)	01:05:07 (2) 00:16:39 (3)	+04:05 +04:05	14.0	00:15:25 00:16:42
3.	500	2008	<b>POROŚ Karolina</b> VELO TALENT CYCLING TEAM	00:15:38 (3) 00:15:38 (3)	00:32:08 (3) 00:16:30 (3)	00:48:42 (3) 00:16:33 (4)	01:05:20 (3) 00:16:38 (2)	+04:18 +00:13	13.9	00:15:38 00:16:38
4.	503	2008	<b>AMBROŹKIEWICZ Maria</b> PHO3NIX CYCLING TEAM	00:15:59 (5) 00:15:59 (5)	00:32:24 (4) 00:16:24 (2)	00:48:55 (4) 00:16:31 (3)	01:06:25 (4) 00:17:30 (4)	+05:23 +01:05	13.7	00:15:59 00:17:30
5.	506	2008	<b>BINDACZ Emilia</b> GRUPA KOLARSKA VIKTORIA RYBNIK	00:15:53 (4) 00:15:53 (4)	00:32:24 (5) 00:16:31 (4)	00:49:19 (5) 00:16:55 (5)	01:07:36 (5) 00:18:16 (5)	+06:34 +01:11	13.4	00:15:53 00:18:16
6.	502	2009	<b>MAREK Izabela</b> DĘBICKI KLUB KOLARSKI GRYF	00:16:31 (6) 00:16:31 (6)	00:33:48 (6) 00:17:16 (6)	00:52:12 (6) 00:18:23 (6)	01:11:18 (6) 00:19:06 (6)	+10:16 +03:42	12.7	00:16:31 00:19:06
7.	505	2009	<b>GAJEWSKA Aleksandra</b> WARSZAWSKI KLUB KOLARSKI	00:16:44 (7) 00:16:44 (7)	00:34:24 (7) 00:17:39 (7)	00:54:02 (7) 00:19:38 (7)	01:14:37 (7) 00:20:34 (7)	+13:35 +03:19	12.2	00:16:44 00:20:34
8.	509	2009	<b>WASZKIS Zofia</b> PHO3NIX CYCLING TEAM	00:18:06 (8) 00:18:06 (8)	00:38:09 (8) 00:20:02 (8)	00:57:48 (8) 00:19:39 (8)		-1		00:18:06 00:20:02
9.	507	2008	<b>GILEWSKA Julia</b> UKS "WYGODA" BIAŁYSTOK	00:18:18 (9) 00:18:18 (9)	00:38:49 (9) 00:20:30 (9)	00:59:11 (9) 00:20:22 (10)		-1		00:18:18 00:20:30
10.	508	2009	<b>KATESZCZENKO Maja</b> UCZNIOWSKI KLUB KOLARSKI PROSTKI	00:18:53 (10) 00:18:53 (10)	00:39:57 (10) 00:21:03 (10)	00:59:52 (10) 00:19:55 (9)		-1		00:18:53 00:21:03
	504	2008	<b>KORONA Lena</b> GRUPA KOLARSKA VIKTORIA RYBNIK				DNF			

Zawodników / Riders: 11

Ukończyło / Finished: 10

SĘDZIA GŁÓWNY UCI / PRESIDENT OF THE COMMISSAIRES PANEL UCI: Jan SCHLICHENMAIER (GER)

KOMISARZ PZKoi / NATIONAL COMMISSAIRE: Krzysztof DYMEK

2026-05-30 Krynica-Zdrój (POL)








## ANALIZA WYŚCIGU / RACE ANALYSIS: Juniorka Młodsza / U17 Women

Organizator / Organizer: Fundacja Klub Kolarski Agnieszka Skalniak, Żegiestów 111 A, 33-370 Muszyna, Dyrektor Wyścigu: Barbara Skalniak

Okrążenie / Lap distance: 11.4 km

Ilość okrążeń / Laps: 3

Czas startu / Start time: 12:02:00

M-ce Place	Nr No	Rok YoB	Nazwisko i Imię / Drużyna Surname, FirstName / Team	okr. 1 lap 1	okr. 2 lap 2	Czas Time	Strata do zw. Str. do poprz.	km/h Avg	Min okr. Max okr.
1.	276	 2010	<b>PIRÓG Natalia</b> PHO3NIX CYCLING TEAM	00:14:59 (1) 00:14:59 (1)	00:30:40 (1) 00:15:40 (1)	00:46:42 (1) 00:16:01 (1)		14.6	00:14:59 00:16:01
2.	272	 2011	<b>SPILOK Aleksandra</b> JKK JELENIOGÓRSKI KLUB KOLARSKI	00:15:51 (2) 00:15:51 (2)	00:32:11 (2) 00:16:20 (2)	00:49:37 (2) 00:17:25 (4)	+02:55 +02:55	13.7	00:15:51 00:17:25
3.	273	 2010	<b>PACHOCKA Dorota</b> KLUB SPORTOWY „SPÓJNIA – WARSZAWA”	00:16:13 (3) 00:16:13 (3)	00:33:06 (3) 00:16:53 (3)	00:49:49 (3) 00:16:42 (2)	+03:07 +00:12	13.7	00:16:13 00:16:53
4.	274	 2010	<b>PISIEWICZ Julia</b> DK GWARKI	00:16:53 (4) 00:16:53 (4)	00:34:10 (4) 00:17:16 (4)	00:51:31 (4) 00:17:20 (3)	+04:49 +01:42	13.2	00:16:53 00:17:20
5.	271	 2011	<b>ŻUK Milena</b> DEICHMANN MAT SKSM SOBÓTKA	00:17:09 (6) 00:17:09 (6)	00:34:46 (5) 00:17:37 (5)	00:52:16 (5) 00:17:29 (5)	+05:34 +00:45	13.0	00:17:09 00:17:37
6.	275	 2011	<b>PIĘTKA Karolina</b> WARSZAWSKI KLUB KOLARSKI	00:17:01 (5) 00:17:01 (5)	00:35:02 (6) 00:18:01 (6)	00:53:18 (6) 00:18:15 (6)	+06:36 +01:02	12.8	00:17:01 00:18:15
7.	283	 2011	<b>MOTYKA Natalia</b> CWKS RESOVIA RZESZÓW	00:17:28 (7) 00:17:28 (7)	00:35:53 (7) 00:18:25 (7)	00:54:26 (7) 00:18:32 (8)	+07:44 +01:08	12.5	00:17:28 00:18:32
8.	288	 2010	<b>LADÁNYIOVÁ Michaela</b> BEATME CYCLING ACADEMY	00:17:38 (8) 00:17:38 (8)	00:36:23 (8) 00:18:44 (9)	00:54:48 (8) 00:18:25 (7)	+08:06 +00:22	12.4	00:17:38 00:18:44
9.	279	 2011	<b>WYSOCKA Emilia</b> WARSZAWSKI KLUB KOLARSKI	00:18:21 (11) 00:18:21 (11)	00:36:52 (9) 00:18:30 (8)	00:55:54 (9) 00:19:02 (10)	+09:12 +01:06	12.2	00:18:21 00:19:02
10.	277	 2010	<b>WIECZOREK Anieli</b> KLUB KOLARSTWA WAŁBRZYCH	00:18:12 (10) 00:18:12 (10)	00:37:25 (10) 00:19:13 (10)	00:56:27 (10) 00:19:01 (9)	+09:45 +00:33	12.1	00:18:12 00:19:13
11.	282	 2011	<b>KŁOSOWSKA Hanna</b> KLUB KOLARSTWA WAŁBRZYCH	00:18:09 (9) 00:18:09 (9)	00:37:43 (11) 00:19:33 (12)	00:57:23 (11) 00:19:39 (11)	+10:41 +00:56	11.9	00:18:09 00:19:39
12.	281	 2010	<b>DRABIK Kinga</b> ŁĘTOWNIA CYCLING ACADEMY	00:18:56 (13) 00:18:56 (13)	00:38:24 (12) 00:19:27 (11)	00:58:06 (12) 00:19:42 (12)	+11:24 +00:43	11.7	00:18:56 00:19:42
13.	284	 2010	<b>DRAGOSZ Wiktoria</b> ŁĘTOWNIA CYCLING ACADEMY	00:18:57 (14) 00:18:57 (14)	00:38:56 (13) 00:19:59 (13)	00:59:19 (13) 00:20:22 (14)	+12:37 +01:13	11.5	00:18:57 00:20:22
14.	280	 2011	<b>SUPIŃSKA Anna</b> UCZNIOWSKI KLUB KOLARSKI PROSTKI	00:18:55 (12) 00:18:55 (12)	00:39:25 (14) 00:20:29 (14)	00:59:40 (14) 00:20:15 (13)	+12:58 +00:21	11.4	00:18:55 00:20:29

2026-05-30 Krynica-Zdrój (POL)

## ANALIZA WYŚCIGU / RACE ANALYSIS: Juniorka Młodsza / U17 Women

M-ce Place	Nr No	Rok YoB	Nazwisko i Imię / Drużyna Surname, FirstName / Team	okr. 1 lap 1	okr. 2 lap 2	Czas Time	Strata do zw. Str. do poprz.	km/h Avg	Min okr. Max okr.
15.	286	 2010	<b>KRYSIK Hanna</b> WARSZAWSKI KLUB KOLARSKI	00:19:17 (15)	00:40:05 (15)	01:01:38 (15)	+14:56	11.0	00:19:17
				00:19:17 (15)	00:20:48 (15)	00:21:32 (15)	+01:58		00:21:32
16.	287	 2010	<b>KALMAN Malwina</b> WARSZAWSKI KLUB KOLARSKI	00:20:18 (16)	00:42:34 (16)		-1		00:20:18
				00:20:18 (16)	00:22:16 (16)				00:22:16
	270	 2011	<b>PACHOCKA Weronika</b> KLUB SPORTOWY „SPÓJNIA – WARSZAWA”			DNF			
	278	 2010	<b>JAROSZCZUK Lena</b> UKS "TOWARZYSTWO ROZWOJU SPORTU" SUSZ			DNS			
	285	 2011	<b>MAJKOWSKA Zuzanna</b> WARSZAWSKI KLUB KOLARSKI			DNS			

Zawodników / Riders: 19

Ukończyło / Finished: 16

SĘDZIA GŁÓWNY UCI / PRESIDENT OF THE COMMISSAIRES PANEL UCI: Jan SCHLICHENMAIER (GER)

KOMISARZ PZKoi / NATIONAL COMMISSAIRE: Krzysztof DYMEK

2026-05-30 Krynica-Zdrój (POL)

## ANALIZA WYŚCIGU / RACE ANALYSIS: Elita / Elite Men

Organizator / Organizer: Fundacja Klub Kolarski Agnieszka Skalniak, Żegiestów 111 A, 33-370 Muszyna, Dyrektor Wyścigu: Barbara Skalniak

Okrążenie / Lap distance: 26.6 km

Ilość okrążeń / Laps: 7

Czas startu / Start time: 14:00:00

M-ce	Nr	Rok	Nazwisko i Imię / Drużyna	okr. 1	okr. 2	okr. 3	okr. 4	okr. 5	okr. 6	Czas	Strata do zw.	km/h	Min okr.
Place	No	YoB	Surname, FirstName / Team	lap 1	lap 2	lap 3	lap 4	lap 5	lap 6	Time	Str. do poprz.	Avg	Max okr.
1.	1	1993	ŁUKASIK Krzysztof JBG-2 TEAM	00:11:27 (1) 00:11:27 (1)	00:23:19 (1) 00:11:51 (1)	00:35:23 (1) 00:12:04 (2)	00:47:42 (1) 00:12:18 (3)	00:59:39 (1) 00:11:56 (1)	01:11:48 (1) 00:12:08 (1)	01:24:10 (1) 00:12:22 (4)		18.9	00:11:27 00:12:22
2.	6	2006 U23 (1)	JAROSŁAWSKI Maciej JBG-2 TEAM	00:11:36 (2) 00:11:36 (2)	00:23:47 (4) 00:12:11 (5)	00:35:58 (3) 00:12:11 (3)	00:48:03 (2) 00:12:04 (1)	01:00:20 (3) 00:12:16 (3)	01:12:35 (2) 00:12:14 (2)	01:24:38 (2) 00:12:03 (1)	+00:28 +00:28	18.8	00:11:36 00:12:16
3.	3	1997	HELTA Filip MAZOWSZE SERCE POLSKI	00:11:36 (4) 00:11:36 (4)	00:23:32 (2) 00:11:55 (2)	00:35:27 (2) 00:11:54 (1)	00:48:06 (3) 00:12:38 (7)	01:00:13 (2) 00:12:06 (2)	01:12:35 (3) 00:12:22 (3)	01:25:06 (3) 00:12:30 (5)	+00:56 +00:28	18.7	00:11:36 00:12:38
4.	2	1997	ULÍK Matej EXPRES CZ-ELMTRADE TEAM K	00:11:36 (3) 00:11:36 (3)	00:23:47 (3) 00:12:10 (4)	00:35:59 (4) 00:12:12 (4)	00:48:21 (4) 00:12:21 (4)	01:00:42 (4) 00:12:21 (4)	01:13:06 (4) 00:12:23 (4)	01:25:43 (4) 00:12:37 (6)	+01:33 +00:37	18.6	00:11:36 00:12:37
5.	9	1990	BERNAS Paweł VOSTER TEAM	00:12:01 (6) 00:12:01 (6)	00:24:11 (5) 00:12:09 (3)	00:36:25 (5) 00:12:14 (5)	00:48:55 (5) 00:12:30 (5)	01:01:16 (5) 00:12:21 (5)	01:13:42 (5) 00:12:26 (6)	01:25:57 (5) 00:12:14 (2)	+01:47 +00:14	18.5	00:12:01 00:12:30
6.	7	2005 U23 (2)	ŚWIDER Brajan JBG-2 TEAM	00:11:59 (5) 00:11:59 (5)	00:24:27 (7) 00:12:27 (7)	00:36:58 (7) 00:12:30 (6)	00:49:13 (6) 00:12:15 (2)	01:01:52 (6) 00:12:39 (8)	01:14:18 (6) 00:12:25 (5)	01:26:56 (6) 00:12:38 (7)	+02:46 +00:59	18.3	00:11:59 00:12:39
7.	10	2007 U23 (3)	HANKUS Piotr PHO3NIX CYCLING TEAM	00:12:50 (17) 00:12:50 (17)	00:25:23 (13) 00:12:32 (8)	00:37:54 (10) 00:12:30 (7)	00:50:29 (10) 00:12:34 (6)	01:02:57 (9) 00:12:27 (6)	01:15:35 (8) 00:12:38 (7)	01:27:53 (7) 00:12:17 (3)	+03:43 +00:57	18.1	00:12:17 00:12:50
8.	17	2001	KRYŃSKI Piotr WARSZAWSKI KLUB KOLARSKI	00:12:16 (9) 00:12:16 (9)	00:24:53 (9) 00:12:37 (9)	00:37:47 (9) 00:12:54 (11)	00:50:28 (9) 00:12:40 (9)	01:03:07 (10) 00:12:39 (7)	01:15:55 (9) 00:12:48 (8)	01:28:54 (8) 00:12:58 (9)	+04:44 +01:01	17.9	00:12:16 00:12:58
9.	13	1997	ŠEVCŮ Tomáš AMENITY EXTREM SPORT TEAM	00:12:02 (8) 00:12:02 (8)	00:24:41 (8) 00:12:38 (10)	00:37:21 (8) 00:12:40 (8)	00:50:00 (8) 00:12:39 (8)	01:02:44 (7) 00:12:43 (9)	01:15:35 (7) 00:12:51 (10)	01:29:17 (9) 00:13:42 (14)	+05:07 +00:23	17.8	00:12:02 00:13:42
10.	5	2001	JENČUŠ Jakub PROBIKER TEAM	00:12:52 (18) 00:12:52 (18)	00:25:51 (17) 00:12:59 (15)	00:38:42 (13) 00:12:50 (10)	00:51:26 (12) 00:12:44 (10)	01:04:14 (11) 00:12:47 (10)	01:17:03 (11) 00:12:49 (9)	01:29:44 (10) 00:12:41 (8)	+05:34 +00:27	17.7	00:12:41 00:12:59
11.	4	1998	OSTASZEWSKI Karol JBG-2 TEAM	00:12:02 (7) 00:12:02 (7)	00:24:15 (6) 00:12:13 (6)	00:36:57 (6) 00:12:42 (9)	00:49:47 (7) 00:12:49 (11)	01:02:44 (8) 00:12:56 (11)	01:16:24 (10) 00:13:39 (15)	01:30:24 (11) 00:14:00 (16)	+06:14 +00:40	17.6	00:12:02 00:14:00
12.	16	1993	ROŻEK Karol KRAKOWSKI KLUB SPORTOWY 7	00:12:21 (10) 00:12:21 (10)	00:25:13 (10) 00:12:52 (13)	00:38:27 (11) 00:13:13 (14)	00:51:25 (11) 00:12:58 (12)	01:04:32 (12) 00:13:06 (12)	01:17:35 (12) 00:13:02 (11)	01:30:43 (12) 00:13:08 (11)	+06:33 +00:19	17.5	00:12:21 00:13:13
13.	22	2004 U23 (4)	PETRYSZYN Maciej DECATHLON HURAGAN WOŁOMIN	00:12:32 (14) 00:12:32 (14)	00:25:30 (15) 00:12:58 (14)	00:38:46 (15) 00:13:16 (15)	00:52:14 (14) 00:13:27 (14)	01:05:56 (15) 00:13:41 (17)	01:19:06 (13) 00:13:10 (12)	01:32:13 (13) 00:13:06 (10)	+08:03 +01:30	17.3	00:12:32 00:13:41
14.	8	2003	PAPCUN Florian BEATME CYCLING TEAM	00:12:30 (13) 00:12:30 (13)	00:25:35 (16) 00:13:04 (17)	00:38:52 (16) 00:13:17 (16)	00:52:21 (15) 00:13:28 (15)	01:05:49 (14) 00:13:27 (15)	01:19:13 (14) 00:13:24 (13)	01:32:23 (14) 00:13:09 (12)	+08:13 +00:10	17.2	00:12:30 00:13:28







2026-05-30 Krynica-Zdrój (POL)

## ANALIZA WYŚCIGU / RACE ANALYSIS: Elita / Elite Men

M-ce	Nr	Rok	Nazwisko i Imię / Drużyna	okr. 1	okr. 2	okr. 3	okr. 4	okr. 5	okr. 6	Czas	Strata do zw.	km/h	Min okr.
Place	No	YoB	Surname, FirstName / Team	lap 1	lap 2	lap 3	lap 4	lap 5	lap 6	Time	Str. do poprz.	Avg	Max okr.
15.	34	2007	<b>NOCULAK Rafał</b> WIELUŃ-BAUMATECH CYCLING	00:12:29 (12)	00:25:21 (11)	00:38:34 (12)	00:52:05 (13)	01:05:17 (13)	01:19:17 (15)	01:32:54 (15)	+08:44	17.1	00:12:29
16.	18	1992	<b>JEZIORSKI Maciej</b> NIEZRZESZONY / JEZIOR.BIK	00:12:50 (16)	00:26:02 (18)	00:39:13 (17)	00:53:20 (16)	01:06:38 (16)	01:20:06 (16)	01:33:49 (16)	+09:39	17.0	00:12:50
17.	23	1985	<b>GŁOWA Albert</b> NOWOTARSKI KLUB KOLARSKI	00:13:10 (21)	00:26:28 (19)	00:40:09 (18)	00:53:36 (17)	01:07:07 (17)	01:20:49 (17)		-1		00:13:10
18.	37	2007	<b>SURMAN Martin</b> BEATME CYCLING TEAM	00:12:53 (19)	00:26:36 (20)	00:40:19 (19)	00:54:10 (19)	01:08:10 (19)	01:22:29 (18)		-1		00:12:53
19.	14	2005	<b>GREŠ Filip</b> BEATME CYCLING TEAM	00:13:09 (20)	00:26:44 (21)	00:40:21 (20)	00:54:09 (18)	01:08:09 (18)	01:22:29 (19)		-1		00:13:09
20.	20	2007	<b>RÓZSA Dániel</b> DVTK CYCLING TEAM	00:13:39 (22)	00:27:45 (22)	00:41:55 (22)	00:56:06 (20)	01:10:24 (20)			-2		00:13:39
21.	29	2007	<b>ŁODEJ Leon</b> GRUPA KOLARSKA VIKTORIA R	00:14:09 (28)	00:28:39 (27)	00:42:39 (24)	00:56:32 (21)	01:11:08 (21)			-2		00:13:52
22.	30	2007	<b>CHODKIEWICZ Szymon</b> KAMYK RADZYMIN MTB TEAM	00:13:46 (23)	00:27:45 (23)	00:42:20 (23)	00:56:46 (22)	01:11:26 (22)			-2		00:13:46
23.	19	2007	<b>ZDUNIAK Franciszek</b> WARSZAWSKI KLUB KOLARSKI	00:12:28 (11)	00:25:29 (14)	00:41:03 (21)	00:56:52 (23)	01:12:20 (23)			-2		00:12:28
24.	11	2005	<b>MOŇOK Tomáš</b> PROBIKER TEAM	00:14:07 (26)	00:28:12 (24)	00:42:56 (25)	00:57:13 (24)				-3		00:14:05
25.	15	2006	<b>MOJTO Marek</b> BIKE-CENTRUM, DUBNICA NAD	00:13:53 (25)	00:28:39 (26)	00:43:42 (26)	00:59:01 (25)				-3		00:13:53
26.	24	2000	<b>ARMATYS Grzegorz</b> DĘBICKI KLUB KOLARSKI GRY	00:13:48 (24)	00:28:33 (25)	00:43:56 (27)	01:02:24 (26)				-3		00:13:48
27.	25	2005	<b>KALETA Filip</b> KS LUBOŃ SKOMIELNA BIAŁA	00:14:09 (27)	00:30:47 (30)	00:45:49 (28)					-4		00:14:09
28.	35	2006	<b>CZARNOTA Adrian</b> UNRESTRICTED TEAM	00:14:54 (30)	00:30:29 (29)	00:46:36 (29)					-4		00:14:54
29.	33	2006	<b>MAREK Kamil</b> K.S. MTB MOSIR DUKLA	00:14:55 (31)	00:30:29 (28)	00:46:36 (30)					-4		00:14:55
30.	27	1997	<b>LASKOWSKI Michał</b> KS AGH	00:16:17 (35)	00:32:41 (31)						-5		00:16:17

2026-05-30 Krynica-Zdrój (POL)

## ANALIZA WYŚCIGU / RACE ANALYSIS: Elita / Elite Men

M-ce	Nr	Rok	Nazwisko i Imię / Drużyna	okr. 1	okr. 2	okr. 3	okr. 4	okr. 5	okr. 6	Czas	Strata do zw.	km/h	Min okr.
Place	No	YoB	Surname, FirstName / Team	lap 1	lap 2	lap 3	lap 4	lap 5	lap 6	Time	Str. do poprz.	Avg	Max okr.
31.	28	 2007	U23 (17) <b>BACA Jakub</b> DĘBICKI KLUB KOLARSKI GRY	<b>00:16:16 (34)</b> 00:16:16 (34)	<b>00:33:20 (32)</b> 00:17:04 (32)						-5		00:16:16 00:17:04
32.	32	 2000	<b>MARZEJON Mikołaj</b> K.S KLIF CHŁAPOWO	<b>00:15:50 (33)</b> 00:15:50 (33)	<b>00:39:01 (33)</b> 00:23:10 (33)						-5		00:15:50 00:23:10
33.	31	 2007	U23 (18) <b>GRZYBICKI Igor</b> CENTRUM SZKOLENIA SPORTOW	<b>00:19:38 (36)</b> 00:19:38 (36)							-6		00:19:38 00:19:38
	21	 2007	U23 <b>STRUZIK Aleksander</b> WARSZAWSKI KLUB KOLARSKI	<b>00:12:34 (15)</b> 00:12:34 (15)	<b>00:25:23 (12)</b> 00:12:48 (11)	<b>00:38:45 (14)</b> 00:13:22 (17)				DNF			00:12:34 00:13:22
	26	 2007	U23 <b>URBANEK Bartosz</b> GRUPA KOLARSKA VIKTORIA R	<b>00:14:17 (29)</b> 00:14:17 (29)						DNF			00:14:17 00:14:17
	36	 2007	U23 <b>PORÁČ Šimon</b> BIKEPOINT.SK	<b>00:15:04 (32)</b> 00:15:04 (32)						DNF			00:15:04 00:15:04

Zawodników / Riders: 36

Ukończyło / Finished: 33

SĘDZIA GŁÓWNY UCI / PRESIDENT OF THE COMMISSAIRES PANEL UCI: Jan SCHLICHENMAIER (GER)

KOMISARZ PZKoi / NATIONAL COMMISSAIRE: Krzysztof DYMEK

2026-05-30 Krynica-Zdrój (POL)















## ANALIZA WYŚCIGU / RACE ANALYSIS: Junior / Junior Men

Organizator / Organizer: Fundacja Klub Kolarski Agnieszka Skalniak, Żegiestów 111 A, 33-370 Muszyna, Dyrektor Wyścigu: Barbara Skalniak

Okrążenie / Lap distance: 19 km

















Ilość okrążeń / Laps: 5

Czas startu / Start time: 14:02:00

M-ce Place	Nr No	Rok YoB	Nazwisko i Imię / Drużyna Surname, FirstName / Team	okr. 1 lap 1	okr. 2 lap 2	okr. 3 lap 3	okr. 4 lap 4	Czas Time	Strata do zw. Str. do poprz.	km/h Avg	Min okr. Max okr.
1.	401		<b>GDULA Krzysztof</b> PHO3NIX CYCLING TEAM	00:12:44 (2) 00:12:44 (2)	00:25:25 (1) 00:12:40 (1)	00:38:26 (1) 00:13:01 (2)	00:51:23 (1) 00:12:56 (1)	01:04:30 (1) 00:13:07 (3)		17.6	00:12:40 00:13:07
2.	404		<b>BANAŚ Szymon</b> K.S KLIF CHŁAPOWO	00:12:45 (3) 00:12:45 (3)	00:25:45 (2) 00:13:00 (2)	00:38:42 (2) 00:12:56 (1)	00:51:49 (2) 00:13:07 (2)	01:04:49 (2) 00:13:00 (1)	+00:19 +00:19	17.5	00:12:45 00:13:07
3.	402		<b>ZYGMUNTOWICZ Kacper</b> PHO3NIX CYCLING TEAM	00:12:44 (1) 00:12:44 (1)	00:26:12 (3) 00:13:27 (4)	00:39:24 (3) 00:13:12 (3)	00:52:47 (3) 00:13:22 (4)	01:06:24 (3) 00:13:37 (8)	+01:54 +01:35	17.1	00:12:44 00:13:37
4.	411		<b>KACZOROWSKI Leon</b> CYKLO KWIDZYN	00:12:59 (5) 00:12:59 (5)	00:26:20 (4) 00:13:20 (3)	00:40:04 (4) 00:13:44 (6)	00:53:37 (4) 00:13:32 (6)	01:06:51 (4) 00:13:14 (4)	+02:21 +00:27	17.0	00:12:59 00:13:44
5.	405		<b>KASZA Tobiasz</b> DK GWARKI	00:13:13 (8) 00:13:13 (8)	00:26:45 (5) 00:13:32 (5)	00:40:38 (5) 00:13:52 (9)	00:54:11 (6) 00:13:33 (7)	01:07:12 (5) 00:13:01 (2)	+02:42 +00:21	16.9	00:13:01 00:13:52
6.	409		<b>DĄBROWSKI Krzysztof</b> KAMYK RADZYMIN MTB TEAM	00:13:30 (11) 00:13:30 (11)	00:27:17 (10) 00:13:47 (9)	00:40:49 (7) 00:13:32 (4)	00:54:04 (5) 00:13:15 (3)	01:07:24 (6) 00:13:19 (5)	+02:54 +00:12	16.9	00:13:15 00:13:47
7.	407		<b>GYETKÓ Dániel</b> DVTK CYCLING TEAM	00:13:13 (7) 00:13:13 (7)	00:26:57 (6) 00:13:43 (7)	00:40:45 (6) 00:13:48 (8)	00:54:16 (7) 00:13:30 (5)	01:07:45 (7) 00:13:29 (7)	+03:15 +00:21	16.8	00:13:13 00:13:48
8.	417		<b>FILIPOWICZ Antoni</b> VELO TALENT CYCLING TEAM	00:13:30 (12) 00:13:30 (12)	00:27:16 (9) 00:13:46 (8)	00:41:01 (9) 00:13:45 (7)	00:54:58 (8) 00:13:56 (8)	01:08:53 (8) 00:13:54 (9)	+04:23 +01:08	16.5	00:13:30 00:13:56
9.	427		<b>BANAŚ Karol</b> K.S KLIF CHŁAPOWO	00:14:34 (22) 00:14:34 (22)	00:28:16 (15) 00:13:42 (6)	00:41:55 (11) 00:13:38 (5)	00:55:57 (11) 00:14:02 (9)	01:09:24 (9) 00:13:27 (6)	+04:54 +00:31	16.4	00:13:27 00:14:34
10.	400		<b>PODGORNIK Milan Zsolt</b> DVTK CYCLING TEAM	00:13:06 (6) 00:13:06 (6)	00:26:59 (7) 00:13:53 (11)	00:40:56 (8) 00:13:56 (10)	00:55:21 (9) 00:14:25 (14)	01:09:52 (10) 00:14:30 (15)	+05:22 +00:28	16.3	00:13:06 00:14:30
11.	412		<b>MROWIŃSKI Antoni</b> KAMYK RADZYMIN MTB TEAM	00:13:14 (9) 00:13:14 (9)	00:27:11 (8) 00:13:56 (12)	00:41:15 (10) 00:14:04 (12)	00:55:42 (10) 00:14:27 (15)	01:10:06 (11) 00:14:23 (14)	+05:36 +00:14	16.2	00:13:14 00:14:27
12.	415		<b>GAŁAT Kacper</b> DĘBICKI KLUB KOLARSKI GRYF	00:14:16 (18) 00:14:16 (18)	00:28:06 (13) 00:13:49 (10)	00:42:15 (12) 00:14:08 (13)	00:56:27 (12) 00:14:12 (10)	01:10:23 (12) 00:13:55 (10)	+05:53 +00:17	16.1	00:13:49 00:14:16
13.	416		<b>GARDZIELEWSKI Kacper</b> K.S KLIF CHŁAPOWO	00:14:05 (16) 00:14:05 (16)	00:28:21 (16) 00:14:16 (15)	00:42:38 (14) 00:14:17 (14)	00:56:53 (13) 00:14:14 (11)	01:10:59 (13) 00:14:06 (11)	+06:29 +00:36	16.0	00:14:05 00:14:17
14.	413		<b>WIERZBICKI Maksymilian</b> UCZNIOWSKI KLUB KOLARSKI PROSTKI	00:13:52 (13) 00:13:52 (13)	00:28:16 (14) 00:14:23 (17)	00:42:35 (13) 00:14:19 (15)	00:57:12 (15) 00:14:37 (16)	01:11:21 (14) 00:14:08 (12)	+06:51 +00:22	15.9	00:13:52 00:14:37
















2026-05-30 Krynica-Zdrój (POL)

## ANALIZA WYŚCIGU / RACE ANALYSIS: Junior / Junior Men

M-ce	Nr	Rok	Nazwisko i Imię / Drużyna	okr. 1	okr. 2	okr. 3	okr. 4	Czas	Strata do zw.	km/h	Min okr.
Place	No	YoB	Surname, FirstName / Team	lap 1	lap 2	lap 3	lap 4	Time	Str. do poprz.	Avg	Max okr.
15.	418		2009 <b>MAZIŃSKI Igor</b> UKS "TOWARZYSTWO ROZWOJU SPORTU" SUSZ	00:14:35 (24) 00:14:35 (24)	00:28:48 (19) 00:14:13 (14)	00:42:49 (15) 00:14:00 (11)	00:57:04 (14) 00:14:15 (12)	01:11:44 (15) 00:14:39 (18)	+07:14 +00:23	15.8	00:14:00 00:14:39
16.	420		2008 <b>GRABOWY Antoni</b> CWKS RESOVIA RZESZÓW	00:13:57 (14) 00:13:57 (14)	00:28:21 (17) 00:14:23 (16)	00:43:03 (16) 00:14:41 (17)	00:57:25 (16) 00:14:22 (13)	01:11:58 (16) 00:14:33 (16)	+07:28 +00:14	15.8	00:13:57 00:14:41
17.	419		2009 <b>JAGOS Olivier</b> PHO3NIX CYCLING TEAM	00:14:26 (20) 00:14:26 (20)	00:28:53 (20) 00:14:27 (19)	00:43:33 (18) 00:14:40 (16)	00:58:16 (18) 00:14:42 (19)	01:12:36 (17) 00:14:19 (13)	+08:06 +00:38	15.7	00:14:19 00:14:42
18.	424		2008 <b>NIKONIUK Błażej</b> KLUB KOLARSTWA WAŁBRZYCH	00:13:58 (15) 00:13:58 (15)	00:28:22 (18) 00:14:24 (18)	00:43:16 (17) 00:14:53 (18)	00:57:59 (17) 00:14:43 (20)	01:13:02 (18) 00:15:03 (22)	+08:32 +00:26	15.6	00:13:58 00:15:03
19.	423		2008 <b>IAKOVLEV Ruslan</b> AZS WRATISLAVIA WROCŁAW	00:14:36 (25) 00:14:36 (25)	00:29:23 (22) 00:14:46 (20)	00:44:24 (19) 00:15:01 (20)	00:59:06 (20) 00:14:41 (18)	01:13:40 (19) 00:14:33 (17)	+09:10 +00:38	15.4	00:14:33 00:15:01
20.	426		2009 <b>BĄCIK Jakub</b> K.S KLIF CHŁAPOWO	00:14:33 (21) 00:14:33 (21)	00:29:31 (24) 00:14:58 (24)	00:44:25 (20) 00:14:53 (19)	00:59:05 (19) 00:14:40 (17)	01:13:57 (20) 00:14:51 (19)	+09:27 +00:17	15.4	00:14:33 00:14:58
21.	422		2009 <b>KWARTNIK Hieronim</b> KAMYK RADZYMIN MTB TEAM	00:14:35 (23) 00:14:35 (23)	00:29:35 (25) 00:14:59 (25)	00:44:40 (22) 00:15:05 (21)	00:59:46 (21) 00:15:06 (22)	01:14:39 (21) 00:14:52 (20)	+10:09 +00:42	15.2	00:14:35 00:15:06
22.	410		2008 <b>BEREŻNICKI Kosma</b> JKK JELENIOGÓRSKI KLUB KOLARSKI	00:14:14 (17) 00:14:14 (17)	00:29:45 (26) 00:15:30 (30)	00:45:06 (23) 00:15:21 (23)	01:00:04 (23) 00:14:57 (21)	01:14:58 (22) 00:14:53 (21)	+10:28 +00:19	15.2	00:14:14 00:15:30
23.	437		2009 <b>WIECZOREK Julian</b> KLUB KOLARSTWA WAŁBRZYCH	00:14:21 (19) 00:14:21 (19)	00:29:19 (21) 00:14:57 (23)	00:44:33 (21) 00:15:13 (22)	00:59:57 (22) 00:15:24 (23)	01:15:17 (23) 00:15:20 (23)	+10:47 +00:19	15.1	00:14:21 00:15:24
24.	425		2008 <b>ZALĘSKI Kamil</b> NIESTOWARZYSZONY / PRZEKOP.VATY	00:14:45 (27) 00:14:45 (27)	00:30:11 (27) 00:15:25 (28)	00:45:55 (25) 00:15:44 (26)	01:01:23 (24) 00:15:27 (24)	01:18:41 (24) 00:17:18 (24)	+14:11 +03:24	14.4	00:14:45 00:17:18
25.	430		2008 <b>SZUMSKI Sebastian</b> UCZNIOWSKI KLUB KOLARSKI PROSTKI	00:14:36 (26) 00:14:36 (26)	00:29:23 (23) 00:14:46 (21)	00:45:07 (24) 00:15:43 (25)	01:01:59 (25) 00:16:52 (32)	-1			00:14:36 00:16:52
26.	441		2009 <b>BERKAN Damian</b> WARSZAWSKI KLUB KOLARSKI	00:14:56 (30) 00:14:56 (30)	00:30:20 (28) 00:15:24 (26)	00:46:09 (26) 00:15:48 (29)	01:02:03 (26) 00:15:53 (26)	-1			00:14:56 00:15:53
27.	432		2009 <b>CHLEBEK Kacper</b> ŁĘTOWNIA CYCLING ACADEMY	00:15:27 (34) 00:15:27 (34)	00:30:52 (31) 00:15:24 (27)	00:46:21 (27) 00:15:28 (24)	01:02:18 (27) 00:15:57 (27)	-1			00:15:24 00:15:57
28.	443		2008 <b>POLIŃSKI Jan</b> UKS "WYGODA" BIAŁYSTOK	00:15:09 (31) 00:15:09 (31)	00:30:39 (29) 00:15:29 (29)	00:46:28 (28) 00:15:48 (28)	01:02:41 (28) 00:16:13 (30)	-1			00:15:09 00:16:13
29.	446		2009 <b>JUHÁSZ Áron</b> DVTK CYCLING TEAM	00:15:26 (33) 00:15:26 (33)	00:31:09 (33) 00:15:43 (32)	00:46:54 (29) 00:15:45 (27)	01:03:02 (29) 00:16:07 (29)	-1			00:15:26 00:16:07
30.	444		2008 <b>PŁONKA Daniel</b> SUPERIOR ZATOR	00:15:49 (38) 00:15:49 (38)	00:31:45 (36) 00:15:55 (35)	00:47:38 (32) 00:15:53 (31)	01:03:25 (30) 00:15:46 (25)	-1			00:15:46 00:15:55

2026-05-30 Krynica-Zdrój (POL)

## ANALIZA WYŚCIGU / RACE ANALYSIS: Junior / Junior Men

M-ce	Nr	Rok	Nazwisko i Imię / Drużyna	okr. 1	okr. 2	okr. 3	okr. 4	Czas	Strata do zw.	km/h	Min okr.
Place	No	YoB	Surname, FirstName / Team	lap 1	lap 2	lap 3	lap 4	Time	Str. do poprz.	Avg	Max okr.
31.	429		2008 <b>JAKUBCZYK Józef</b> WARSZAWSKI KLUB KOLARSKI	00:15:13 (32) 00:15:13 (32)	00:30:49 (30) 00:15:36 (31)	00:47:31 (30) 00:16:42 (34)	01:03:35 (31) 00:16:04 (28)		-1		00:15:13 00:16:42
32.	435		2008 <b>MALINOWSKI Mikołaj</b> CYKLO KWIDZYN	00:15:39 (36) 00:15:39 (36)	00:31:46 (37) 00:16:07 (38)	00:47:37 (31) 00:15:50 (30)	01:03:55 (32) 00:16:18 (31)		-1		00:15:39 00:16:18
33.	433		2009 <b>BODZIOCH Jakub</b> ŁĘTOWNIA CYCLING ACADEMY	00:15:33 (35) 00:15:33 (35)	00:31:19 (34) 00:15:45 (33)	00:47:43 (33) 00:16:23 (33)	01:04:52 (33) 00:17:08 (33)		-1		00:15:33 00:17:08
34.	431		2009 <b>ZIĘCIAK Bartłomiej</b> CYKLO KWIDZYN	00:15:44 (37) 00:15:44 (37)	00:31:38 (35) 00:15:54 (34)	00:47:52 (35) 00:16:14 (32)	01:05:13 (34) 00:17:21 (34)		-1		00:15:44 00:17:21
35.	442		2009 <b>NAWALANY Sebastian</b> JKK JELENIOGÓRSKI KLUB KOLARSKI	00:16:03 (40) 00:16:03 (40)	00:32:27 (40) 00:16:24 (39)	00:49:12 (36) 00:16:45 (35)			-2		00:16:03 00:16:45
36.	434		2008 <b>GAŁAT Filip</b> DĘBICKI KLUB KOLARSKI GRYF	00:16:07 (42) 00:16:07 (42)	00:32:09 (39) 00:16:02 (36)	00:49:20 (37) 00:17:11 (38)			-2		00:16:02 00:17:11
37.	438		2008 <b>RZĄDCA Gabriel</b> CYKLO KWIDZYN	00:16:04 (41) 00:16:04 (41)	00:33:05 (42) 00:17:00 (42)	00:49:54 (38) 00:16:49 (36)			-2		00:16:04 00:17:00
38.	436		2009 <b>GOŚCIEJ Wiktor</b> ŁĘTOWNIA CYCLING ACADEMY	00:15:50 (39) 00:15:50 (39)	00:32:41 (41) 00:16:51 (40)	00:50:19 (39) 00:17:38 (39)			-2		00:15:50 00:17:38
39.	428		2008 <b>JOŚKO Tymoteusz</b> GRUPA KOLARSKA VIKTORIA RYBNIK	00:14:50 (29) 00:14:50 (29)	00:31:48 (38) 00:16:57 (41)	00:50:29 (40) 00:18:41 (40)			-2		00:14:50 00:18:41
40.	440		2008 <b>WIECZOREK Jan</b> KS LUBOŃ SKOMIELNA BIAŁA	00:16:26 (43) 00:16:26 (43)	00:35:21 (43) 00:18:54 (43)				-3		00:16:26 00:18:54
41.	445		2008 <b>MAŚNICA Stanisław</b> KS LUBOŃ SKOMIELNA BIAŁA	00:18:01 (44) 00:18:01 (44)	00:37:12 (44) 00:19:10 (44)				-3		00:18:01 00:19:10
	403		2008 <b>ŻESZCZYŃSKI Maciej</b> WARSZAWSKI KLUB KOLARSKI	00:12:46 (4) 00:12:46 (4)	00:27:43 (12) 00:14:57 (22)			DNF			00:12:46 00:14:57
	406		2009 <b>KUCZYŃSKI Miłosz</b> UCZNIOWSKI KLUB KOLARSKI PROSTKI	00:13:19 (10) 00:13:19 (10)	00:27:31 (11) 00:14:11 (13)			DNF			00:13:19 00:14:11
	421		2008 <b>GILEWSKI Jakub</b> UKS "WYGODA" BIAŁYSTOK	00:14:50 (28) 00:14:50 (28)	00:30:55 (32) 00:16:05 (37)	00:47:48 (34) 00:16:52 (37)		DNF			00:14:50 00:16:52
	439		2008 <b>WIELGUS Robert</b> KS LUBOŃ SKOMIELNA BIAŁA					DNS			

2026-05-30 Krynica-Zdrój (POL)

## ANALIZA WYŚCIGU / RACE ANALYSIS: Junior / Junior Men

M-ce	Nr	Rok	Nazwisko i Imię / Drużyna	okr. 1	okr. 2	okr. 3	okr. 4	Czas	Strata do zw.	km/h	Min okr.
Place	No	YoB	Surname, FirstName / Team	lap 1	lap 2	lap 3	lap 4	Time	Str. do poprz.	Avg	Max okr.

Zawodników / Riders: 45

Ukończyło / Finished: 41

SĘDZIA GŁÓWNY UCI / PRESIDENT OF THE COMMISSAIRES PANEL UCI: Jan SCHLICHENMAIER (GER)

KOMISARZ PZKoi / NATIONAL COMMISSAIRE: Krzysztof DYMEK

2026-05-30 Krynica-Zdrój (POL)

## ANALIZA WYŚCIGU / RACE ANALYSIS: Młodzik / U15 Men

Organizator / Organizer: Fundacja Klub Kolarski Agnieszka Skalniak, Żegiestów 111 A, 33-370 Muszyna, Dyrektor Wyścigu: Barbara Skalniak

Okążenie / Lap distance: 9.6 km


Ilość okążen / Laps: 3

Czas startu / Start time: 16:00:00

M-ce Place	Nr No	Rok YoB	Nazwisko i Imię / Drużyna Surname, FirstName / Team	okr. 1 lap 1	okr. 2 lap 2	Czas Time	Strata do zw. Str. do poprz.	km/h Avg	Min okr. Max okr.
1.	202		2013 WĄDOŁOWSKI Iwo JKK JELENIOGÓRSKI KLUB KOLARSKI	00:12:30 (1) 00:12:30 (1)	00:25:14 (1) 00:12:43 (1)	00:37:58 (1) 00:12:44 (1)		15.1	00:12:30 00:12:44
2.	206		2012 JĘDROL Andrzej ŁĘTOWNIA CYCLING ACADEMY	00:12:33 (5) 00:12:33 (5)	00:25:28 (3) 00:12:54 (3)	00:38:24 (2) 00:12:56 (3)	+00:26 +00:26	14.9	00:12:33 00:12:56
3.	205		2012 GADOMSKI-POKÓJ Marcel JKK JELENIOGÓRSKI KLUB KOLARSKI	00:12:32 (3) 00:12:32 (3)	00:25:25 (2) 00:12:53 (2)	00:38:49 (3) 00:13:23 (8)	+00:51 +00:25	14.8	00:12:32 00:13:23
4.	201		2012 BIGUS Jan TREK GDYNIA	00:12:33 (6) 00:12:33 (6)	00:25:51 (4) 00:13:17 (5)	00:38:55 (4) 00:13:03 (4)	+00:57 +00:06	14.7	00:12:33 00:13:17
5.	208		2012 DŁUGOSZ Bruno CWKS RESOVIA RZESZÓW	00:12:43 (7) 00:12:43 (7)	00:25:59 (5) 00:13:15 (4)	00:39:06 (5) 00:13:07 (6)	+01:08 +00:11	14.7	00:12:43 00:13:15
6.	209		2012 MALESZKA Antoni OBORNICKI KLUB ROWEROWY	00:12:44 (8) 00:12:44 (8)	00:26:01 (6) 00:13:17 (6)	00:39:13 (6) 00:13:11 (7)	+01:15 +00:07	14.6	00:12:44 00:13:17
7.	255		2012 ŠIMO René BEATME CYCLING ACADEMY	00:13:00 (10) 00:13:00 (10)	00:26:27 (10) 00:13:26 (7)	00:39:23 (7) 00:12:56 (2)	+01:25 +00:10	14.6	00:12:56 00:13:26
8.	212		2013 GRAJETA Filip KLUB KOLARSTWA WAŁBRZYCH	00:12:45 (9) 00:12:45 (9)	00:26:26 (9) 00:13:40 (9)	00:39:32 (8) 00:13:05 (5)	+01:34 +00:09	14.5	00:12:45 00:13:40
9.	200		2012 NOWICKI Tymon KLUB SPORTOWY „SPÓJNIA – WARSZAWA”	00:12:31 (2) 00:12:31 (2)	00:26:22 (8) 00:13:51 (11)	00:40:13 (9) 00:13:51 (15)	+02:15 +00:41	14.3	00:12:31 00:13:51
10.	203		2012 WOŹNICA Stanisław NIEZRZESZONY	00:12:33 (4) 00:12:33 (4)	00:26:07 (7) 00:13:34 (8)	00:40:40 (10) 00:14:32 (25)	+02:42 +00:27	14.1	00:12:33 00:14:32
11.	215		2013 KORDIAK Franciszek KS "FASTBIKE" PAWŁOWICE	00:13:14 (13) 00:13:14 (13)	00:27:12 (12) 00:13:57 (15)	00:40:43 (11) 00:13:31 (9)	+02:45 +00:03	14.1	00:13:14 00:13:57
12.	211		2012 MAJER Dominik K.S. MTB MOSIR DUKLA	00:13:09 (12) 00:13:09 (12)	00:27:01 (11) 00:13:52 (12)	00:40:50 (12) 00:13:48 (14)	+02:52 +00:07	14.1	00:13:09 00:13:52
13.	229		2012 OŻÓG Hubert KS N-BIKE TRADE AGRO ACADEMY	00:13:23 (14) 00:13:23 (14)	00:27:16 (13) 00:13:53 (13)	00:40:52 (13) 00:13:36 (11)	+02:54 +00:02	14.0	00:13:23 00:13:53
14.	228		2013 JĘDRZEJEWSKI Jan JKK JELENIOGÓRSKI KLUB KOLARSKI	00:13:07 (11) 00:13:07 (11)	00:27:22 (14) 00:14:14 (20)	00:41:00 (14) 00:13:38 (12)	+03:02 +00:08	14.0	00:13:07 00:14:14















2026-05-30 Krynica-Zdrój (POL)

## ANALIZA WYŚCIGU / RACE ANALYSIS: Młodzik / U15 Men

M-ce	Nr	Rok	Nazwisko i Imię / Drużyna	okr. 1	okr. 2	Czas	Strata do zw.	km/h	Min okr.
Place	No	YoB	Surname, FirstName / Team	lap 1	lap 2	Time	Str. do poprz.	Avg	Max okr.
15.	207		2013 <b>CHMIELEWSKI Jakub</b> DEICHMANN MAT SKSM SOBÓTKA	00:13:33 (15) 00:13:33 (15)	00:27:28 (15) 00:13:54 (14)	00:41:32 (15) 00:14:03 (18)	+03:34 +00:32	13.8	00:13:33 00:14:03
16.	220		2013 <b>PUŁAWSKI Tomasz</b> WARSZAWSKI KLUB KOLARSKI	00:13:43 (16) 00:13:43 (16)	00:27:31 (16) 00:13:48 (10)	00:41:34 (16) 00:14:03 (19)	+03:36 +00:02	13.8	00:13:43 00:14:03
17.	219		2013 <b>SZCZEPANKIEWICZ Bruno</b> DEICHMANN MAT SKSM SOBÓTKA	00:13:57 (21) 00:13:57 (21)	00:28:09 (21) 00:14:11 (19)	00:41:43 (17) 00:13:34 (10)	+03:45 +00:09	13.8	00:13:34 00:14:11
18.	222		2013 <b>CHMIELEWSKI Franciszek</b> KLUB KOLARSTWA WAŁBRZYCH	00:13:43 (17) 00:13:43 (17)	00:27:58 (18) 00:14:15 (21)	00:41:51 (18) 00:13:52 (16)	+03:53 +00:08	13.7	00:13:43 00:14:15
19.	210		2013 <b>STEFANEK Mateusz</b> WARSZAWSKI KLUB KOLARSKI	00:13:48 (18) 00:13:48 (18)	00:27:55 (17) 00:14:06 (17)	00:41:55 (19) 00:13:59 (17)	+03:57 +00:04	13.7	00:13:48 00:14:06
20.	218		2013 <b>NAWARA Marcel</b> ŁĘTOWNIA CYCLING ACADEMY	00:13:53 (20) 00:13:53 (20)	00:28:12 (22) 00:14:18 (23)	00:41:55 (20) 00:13:42 (13)	+03:57 +00:00	13.7	00:13:42 00:14:18
21.	214		2013 <b>GŁADYSZ Witold</b> DK GWARKI	00:13:51 (19) 00:13:51 (19)	00:28:01 (19) 00:14:09 (18)	00:42:12 (21) 00:14:11 (20)	+04:14 +00:17	13.6	00:13:51 00:14:11
22.	216		2012 <b>KŁECZEK Filip</b> UNRESTRICTED TEAM	00:14:02 (24) 00:14:02 (24)	00:28:08 (20) 00:14:06 (16)	00:42:22 (22) 00:14:14 (21)	+04:24 +00:10	13.5	00:14:02 00:14:14
23.	213		2012 <b>PAC Adam</b> FUNDACJA KURPIOWSKIE MARZENIA	00:13:59 (23) 00:13:59 (23)	00:28:16 (23) 00:14:17 (22)	00:42:45 (23) 00:14:29 (22)	+04:47 +00:23	13.4	00:13:59 00:14:29
24.	223		2013 <b>TUREK Kajetan</b> K.S KLIF CHŁAPOWO	00:14:15 (26) 00:14:15 (26)	00:28:34 (24) 00:14:18 (24)	00:43:03 (24) 00:14:29 (23)	+05:05 +00:18	13.3	00:14:15 00:14:29
25.	217		2012 <b>WIECZOREK Ignacy</b> WARSZAWSKI KLUB KOLARSKI	00:14:14 (25) 00:14:14 (25)	00:28:40 (25) 00:14:26 (25)	00:43:22 (25) 00:14:41 (28)	+05:24 +00:19	13.2	00:14:14 00:14:41
26.	238		2012 <b>JANICZAK Jakub</b> ŁĘTOWNIA CYCLING ACADEMY	00:14:16 (27) 00:14:16 (27)	00:28:56 (27) 00:14:40 (30)	00:43:29 (26) 00:14:32 (24)	+05:31 +00:07	13.2	00:14:16 00:14:40
27.	227		2013 <b>MACHOWSKI Bartosz</b> RZESZOWSKA AKADEMIA KOLARSKA	00:14:17 (28) 00:14:17 (28)	00:28:57 (28) 00:14:39 (29)	00:43:33 (27) 00:14:36 (27)	+05:35 +00:04	13.2	00:14:17 00:14:39
28.	239		2013 <b>KALISZUK Maciej</b> K.S KLIF CHŁAPOWO	00:14:30 (32) 00:14:30 (32)	00:29:05 (29) 00:14:34 (27)	00:43:38 (28) 00:14:33 (26)	+05:40 +00:05	13.1	00:14:30 00:14:34
29.	225		2012 <b>OSTASZEWSKI Jan</b> UKS "WYGODA" BIAŁYSTOK	00:13:57 (22) 00:13:57 (22)	00:28:53 (26) 00:14:56 (34)	00:43:57 (29) 00:15:04 (32)	+05:59 +00:19	13.1	00:13:57 00:15:04
30.	233		2012 <b>PAWLUCZYK Jan</b> KLUB ROWEROWY MTB SUWAŁKI	00:14:39 (35) 00:14:39 (35)	00:29:16 (30) 00:14:37 (28)	00:44:16 (30) 00:15:00 (30)	+06:18 +00:19	13.0	00:14:37 00:15:00









2026-05-30 Krynica-Zdrój (POL)

## ANALIZA WYŚCIGU / RACE ANALYSIS: Młodzik / U15 Men

M-ce	Nr	Rok	Nazwisko i Imię / Drużyna	okr. 1	okr. 2	Czas	Strata do zw.	km/h	Min okr.
Place	No	YoB	Surname, FirstName / Team	lap 1	lap 2	Time	Str. do poprz.	Avg	Max okr.
31.	232		2013 <b>KASZEWSKI Filip</b> LKK LUKS SŁAWNO	<b>00:14:29 (30)</b> 00:14:29 (30)	<b>00:29:23 (31)</b> 00:14:53 (32)	<b>00:44:24 (31)</b> 00:15:01 (31)	<b>+06:26</b> +00:08	12.9	00:14:29 00:15:01
32.	241		2013 <b>BYCHOWSKI Błażej</b> K.S KLIF CHŁAPOWO	<b>00:14:50 (38)</b> 00:14:50 (38)	<b>00:29:23 (32)</b> 00:14:33 (26)	<b>00:44:42 (32)</b> 00:15:18 (36)	<b>+06:44</b> +00:18	12.8	00:14:33 00:15:18
33.	252		2013 <b>MICHALCZYK Adrian</b> WARSZAWSKI KLUB KOLARSKI	<b>00:14:48 (37)</b> 00:14:48 (37)	<b>00:29:32 (33)</b> 00:14:43 (31)	<b>00:44:50 (33)</b> 00:15:17 (35)	<b>+06:52</b> +00:08	12.8	00:14:43 00:15:17
34.	226		2013 <b>ABRAMEK Jakub</b> WARSZAWSKI KLUB KOLARSKI	<b>00:14:30 (31)</b> 00:14:30 (31)	<b>00:29:35 (34)</b> 00:15:05 (35)	<b>00:44:51 (34)</b> 00:15:15 (33)	<b>+06:53</b> +00:01	12.8	00:14:30 00:15:15
35.	231		2013 <b>GRĘDA Jakub</b> TREK GDYNIA	<b>00:14:39 (36)</b> 00:14:39 (36)	<b>00:29:55 (36)</b> 00:15:15 (37)	<b>00:44:51 (35)</b> 00:14:56 (29)	<b>+06:53</b> +00:00	12.8	00:14:39 00:15:15
36.	237		2012 <b>DRAGOSZ Marcel</b> ŁĘTOWNIA CYCLING ACADEMY	<b>00:14:38 (34)</b> 00:14:38 (34)	<b>00:29:55 (35)</b> 00:15:17 (38)	<b>00:45:31 (36)</b> 00:15:36 (38)	<b>+07:33</b> +00:40	12.6	00:14:38 00:15:36
37.	224		2012 <b>NIKONOWICZ Jakub</b> MSR MRĄGOWO	<b>00:14:27 (29)</b> 00:14:27 (29)	<b>00:30:14 (37)</b> 00:15:47 (42)	<b>00:45:34 (37)</b> 00:15:19 (37)	<b>+07:36</b> +00:03	12.6	00:14:27 00:15:47
38.	236		2012 <b>LEDOCHOWICZ Antoni</b> UKS "WYGODA" BIAŁYSTOK	<b>00:15:07 (40)</b> 00:15:07 (40)	<b>00:30:18 (40)</b> 00:15:11 (36)	<b>00:45:34 (38)</b> 00:15:15 (34)	<b>+07:36</b> +00:00	12.6	00:15:07 00:15:15
39.	240		2013 <b>KILAN Piotr</b> DK GWARKI	<b>00:15:21 (43)</b> 00:15:21 (43)	<b>00:30:15 (38)</b> 00:14:53 (33)	<b>00:45:59 (39)</b> 00:15:44 (40)	<b>+08:01</b> +00:25	12.5	00:14:53 00:15:44
40.	234		2013 <b>ZBROJEWSKI Wojciech</b> NIEZRZESZONY	<b>00:15:23 (44)</b> 00:15:23 (44)	<b>00:30:51 (42)</b> 00:15:27 (39)	<b>00:46:33 (40)</b> 00:15:41 (39)	<b>+08:35</b> +00:34	12.3	00:15:23 00:15:41
41.	230		2013 <b>SOBCZYK Tomasz</b> MSR MRĄGOWO	<b>00:14:36 (33)</b> 00:14:36 (33)	<b>00:30:17 (39)</b> 00:15:41 (41)	<b>00:46:47 (41)</b> 00:16:30 (45)	<b>+08:49</b> +00:14	12.3	00:14:36 00:16:30
42.	243		2013 <b>DOMINIK Brunon</b> K.S KLIF CHŁAPOWO	<b>00:15:15 (42)</b> 00:15:15 (42)	<b>00:30:44 (41)</b> 00:15:28 (40)	<b>00:46:58 (42)</b> 00:16:13 (43)	<b>+09:00</b> +00:11	12.2	00:15:15 00:16:13
43.	249		2013 <b>PIETRZAK Antoni</b> TREK GDYNIA	<b>00:15:12 (41)</b> 00:15:12 (41)	<b>00:31:03 (43)</b> 00:15:50 (43)	<b>00:47:00 (43)</b> 00:15:57 (42)	<b>+09:02</b> +00:02	12.2	00:15:12 00:15:57
44.	253		2012 <b>JANICZAK Patryk</b> ŁĘTOWNIA CYCLING ACADEMY	<b>00:15:32 (46)</b> 00:15:32 (46)	<b>00:31:27 (44)</b> 00:15:54 (44)	<b>00:47:14 (44)</b> 00:15:46 (41)	<b>+09:16</b> +00:14	12.1	00:15:32 00:15:54
45.	248		2012 <b>ŚWIERKOSZ Dominik</b> UKS ZAWOJAK	<b>00:15:30 (45)</b> 00:15:30 (45)	<b>00:32:04 (45)</b> 00:16:33 (46)	<b>00:48:25 (45)</b> 00:16:21 (44)	<b>+10:27</b> +01:11	11.8	00:15:30 00:16:33
46.	242		2013 <b>KACZMARCZYK Filip</b> MSR MRĄGOWO	<b>00:15:46 (48)</b> 00:15:46 (48)	<b>00:32:22 (47)</b> 00:16:35 (47)	<b>00:49:03 (46)</b> 00:16:40 (46)	<b>+11:05</b> +00:38	11.7	00:15:46 00:16:40

2026-05-30 Krynica-Zdrój (POL)

## ANALIZA WYŚCIGU / RACE ANALYSIS: Młodzik / U15 Men

M-ce Place	Nr No	Rok YoB	Nazwisko i Imię / Drużyna Surname, FirstName / Team	okr. 1 lap 1	okr. 2 lap 2	Czas Time	Strata do zw. Str. do poprz.	km/h Avg	Min okr. Max okr.
47.	254	 2012	<b>FEHER Adam</b> BEATME CYCLING ACADEMY	00:15:33 (47) 00:15:33 (47)	00:32:07 (46) 00:16:33 (45)	00:49:28 (47) 00:17:20 (48)	+11:30 +00:25	11.6	00:15:33 00:17:20
48.	244	 2012	<b>DZIURDZIŃSKI Kacper</b> WARSZAWSKI KLUB KOLARSKI	00:15:56 (50) 00:15:56 (50)	00:32:39 (48) 00:16:42 (48)	00:49:41 (48) 00:17:02 (47)	+11:43 +00:13	11.5	00:15:56 00:17:02
49.	250	 2012	<b>DZIADKOWIEC Maciej</b> NOWOTARSKI KLUB KOLARSKI	00:15:57 (51) 00:15:57 (51)	00:32:48 (49) 00:16:50 (49)	00:50:59 (49) 00:18:10 (50)	+13:01 +01:18	11.2	00:15:57 00:18:10
50.	235	 2012	<b>KUREK Fryderyk</b> WARSZAWSKI KLUB KOLARSKI	00:15:56 (49) 00:15:56 (49)	00:34:04 (51) 00:18:08 (51)	00:51:48 (50) 00:17:44 (49)	+13:50 +00:49	11.1	00:15:56 00:18:08
51.	245	 2013	<b>GOŚCIEJ Tymoteusz</b> ŁĘTOWNIA CYCLING ACADEMY	00:16:14 (52) 00:16:14 (52)	00:33:51 (50) 00:17:36 (50)	00:52:12 (51) 00:18:21 (51)	+14:14 +00:24	11.0	00:16:14 00:18:21
	247	 2013	<b>PAŁECZKA Julian</b> UNRESTRICTED TEAM	00:14:56 (39) 00:14:56 (39)		DNF			00:14:56 00:14:56
	251	 2012	<b>JENERAŁ Adrian</b> TREK GDYNIA			DNS			
	256	 2012	<b>VALICEK Richard</b> BEATME CYCLING ACADEMY			DNS			

Zawodników / Riders: 54

Ukończyło / Finished: 51

SĘDZIA GŁÓWNY UCI / PRESIDENT OF THE COMMISSAIRES PANEL UCI: Jan SCHLICHENMAIER (GER)

KOMISARZ PZKoi / NATIONAL COMMISSAIRE: Krzysztof DYMEK

2026-05-30 Krynica-Zdrój (POL)

## ANALIZA WYŚCIGU / RACE ANALYSIS: Młodziczka / U15 Women

Organizator / Organizer: Fundacja Klub Kolarski Agnieszka Skalniak, Żegiestów 111 A, 33-370 Muszyna, Dyrektor Wyścigu: Barbara Skalniak

Okążenie / Lap distance: 6.4 km




Ilość okążeń / Laps: 2

Czas startu / Start time: 16:02:00

M-ce Place	Nr No	Rok YoB	Nazwisko i Imię / Drużyna Surname, FirstName / Team	okr. 1 lap 1	Czas Time	Strata do zw. Str. do poprz.	km/h Avg	Min okr. Max okr.
1.	536	 2012	<b>DZURŇÁKOVÁ Laura</b> CYKLISTICKÁ TOUR	<b>00:13:48 (1)</b> 00:13:48 (1)	<b>00:28:03 (1)</b> 00:14:14 (1)		13.6	00:13:48 00:14:14
2.	521	 2012	<b>SZOPA Gabriela</b> K.S. MTB MOSIR DUKLA	<b>00:13:58 (3)</b> 00:13:58 (3)	<b>00:28:19 (2)</b> 00:14:21 (2)	<b>+00:16</b> +00:16	13.5	00:13:58 00:14:21
3.	526	 2013	<b>CHŁODOWSKA Antonina</b> UKS JUVENIA ISWIM BIALYSTOK	<b>00:14:14 (5)</b> 00:14:14 (5)	<b>00:28:48 (3)</b> 00:14:33 (3)	<b>+00:45</b> +00:29	13.3	00:14:14 00:14:33
4.	520	 2013	<b>BŁAZUCKA Zuzanna</b> PHO3NIX CYCLING TEAM	<b>00:13:54 (2)</b> 00:13:54 (2)	<b>00:28:49 (4)</b> 00:14:55 (5)	<b>+00:46</b> +00:01	13.3	00:13:54 00:14:55
5.	524	 2012	<b>PUSZ Urszula</b> DEICHMANN MAT SKSM SOBÓTKA	<b>00:14:20 (6)</b> 00:14:20 (6)	<b>00:29:10 (5)</b> 00:14:50 (4)	<b>+01:07</b> +00:21	13.1	00:14:20 00:14:50
6.	523	 2012	<b>WASZKIS Zuzanna</b> PHO3NIX CYCLING TEAM	<b>00:14:01 (4)</b> 00:14:01 (4)	<b>00:29:19 (6)</b> 00:15:17 (7)	<b>+01:16</b> +00:09	13.0	00:14:01 00:15:17
7.	527	 2013	<b>NEUBERT Alena</b> DEICHMANN MAT SKSM SOBÓTKA	<b>00:14:41 (8)</b> 00:14:41 (8)	<b>00:29:52 (7)</b> 00:15:11 (6)	<b>+01:49</b> +00:33	12.8	00:14:41 00:15:11
8.	522	 2013	<b>PUCHALSKA Hanna</b> ŁĘTOWNIA CYCLING ACADEMY	<b>00:14:42 (9)</b> 00:14:42 (9)	<b>00:30:05 (8)</b> 00:15:22 (9)	<b>+02:02</b> +00:13	12.7	00:14:42 00:15:22
9.	528	2012	<b>ZALESKAYA Alesia</b> JKK JELENIOGÓRSKI KLUB KOLARSKI	<b>00:14:37 (7)</b> 00:14:37 (7)	<b>00:30:10 (9)</b> 00:15:32 (11)	<b>+02:07</b> +00:05	12.7	00:14:37 00:15:32
10.	534	 2013	<b>DOMITEROVÁ Sarah</b> BEATME CYCLING ACADEMY	<b>00:14:52 (11)</b> 00:14:52 (11)	<b>00:30:13 (10)</b> 00:15:21 (8)	<b>+02:10</b> +00:03	12.7	00:14:52 00:15:21
11.	529	 2013	<b>RZEŹNIK Nikola</b> ŁĘTOWNIA CYCLING ACADEMY	<b>00:14:58 (12)</b> 00:14:58 (12)	<b>00:30:23 (11)</b> 00:15:25 (10)	<b>+02:20</b> +00:10	12.6	00:14:58 00:15:25
12.	531	 2012	<b>RYŻKO Łucja</b> KLUB SPORTOWY „SPÓJNIA – WARSZAWA”	<b>00:15:46 (13)</b> 00:15:46 (13)	<b>00:32:30 (12)</b> 00:16:43 (13)	<b>+04:27</b> +02:07	11.8	00:15:46 00:16:43
13.	532	 2012	<b>ŚWIERCZYŃSKA Zuzanna</b> LKK LUKS SŁAWNO	<b>00:16:06 (14)</b> 00:16:06 (14)	<b>00:32:59 (13)</b> 00:16:52 (14)	<b>+04:56</b> +00:29	11.6	00:16:06 00:16:52
14.	535	 2013	<b>LADÁNYIOVÁ Eliška</b> BEATME CYCLING ACADEMY	<b>00:16:15 (15)</b> 00:16:15 (15)	<b>00:33:51 (14)</b> 00:17:36 (15)	<b>+05:48</b> +00:52	11.3	00:16:15 00:17:36

2026-05-30 Krynica-Zdrój (POL)

## ANALIZA WYŚCIGU / RACE ANALYSIS: Młodziczka / U15 Women

M-ce Place	Nr No	Rok YoB	Nazwisko i Imię / Drużyna Surname, FirstName / Team	okr. 1 lap 1	Czas Time	Strata do zw. Str. do poprz.	km/h Avg	Min okr. Max okr.
15.	533	 2013	<b>GRYMUZA Maja</b> KS N-BIKE TRADE AGRO ACADEMY	00:17:43 (16)	00:36:45 (15)	+08:42	10.4	00:17:43
	525	 2013	<b>KAPUSTKA Zuzanna</b> UNRESTRICTED TEAM	00:17:43 (16)	00:19:01 (16)	+02:54		00:19:01
	530	 2012	<b>LUSZKA Zuzanna</b> WARSZAWSKI KLUB KOLARSKI	00:14:48 (10)	00:15:40 (12)			00:14:48
					DNS			00:15:40

Zawodników / Riders: 17

Ukończyło / Finished: 15

SĘDZIA GŁÓWNY UCI / PRESIDENT OF THE COMMISSAIRES PANEL UCI: Jan SCHLICHENMAIER (GER)

KOMISARZ PZKoi / NATIONAL COMMISSAIRE: Krzysztof DYMEK

2026-05-30 Krynica-Zdrój (POL)

## ANALIZA WYŚCIGU / RACE ANALYSIS: Żak / U13 Men

Organizator / Organizer: Fundacja Klub Kolarski Agnieszka Skalniak, Żegiestów 111 A, 33-370 Muszyna, Dyrektor Wyścigu: Barbara Skalniak

Okrążenie / Lap distance: 6.4 km

Ilość okrążeń / Laps: 2

Czas startu / Start time: 16:50:00

M-ce Place	Nr No	Rok YoB	Nazwisko i Imię / Drużyna Surname, FirstName / Team	okr. 1 lap 1	Czas Time	Strata do zw. Str. do poprz.	km/h Avg	Min okr. Max okr.
1.	300	2014	<b>SAWICKI Antoni</b> UKS JUVENIA ISWIM BIALYSTOK	00:13:31 (1) 00:13:31 (1)	00:27:23 (1) 00:13:52 (1)		14.0	00:13:31 00:13:52
2.	302	2014	<b>SZEJNA Olivier</b> KS LUBOŃ SKOMIELNA BIAŁA	00:13:33 (2) 00:13:33 (2)	00:27:44 (2) 00:14:11 (4)	+00:21 +00:21	13.8	00:13:33 00:14:11
3.	307	2015	<b>TOMCZYK Jan</b> DK GWARKI	00:13:58 (4) 00:13:58 (4)	00:28:05 (3) 00:14:07 (2)	+00:42 +00:21	13.6	00:13:58 00:14:07
4.	303	2014	<b>KOŁACZ Piotr</b> WARSZAWSKI KLUB KOLARSKI	00:14:08 (6) 00:14:08 (6)	00:28:18 (4) 00:14:10 (3)	+00:55 +00:13	13.5	00:14:08 00:14:10
5.	301	2014	<b>ROMANOWSKI Ignacy</b> LUKK EŁK BIKE TEAM	00:13:53 (3) 00:13:53 (3)	00:28:34 (5) 00:14:40 (8)	+01:11 +00:16	13.4	00:13:53 00:14:40
6.	306	2014	<b>LUSZKA Jan</b> WARSZAWSKI KLUB KOLARSKI	00:14:04 (5) 00:14:04 (5)	00:28:34 (6) 00:14:30 (6)	+01:11 +00:00	13.4	00:14:04 00:14:30
7.	310	2014	<b>ŚLIWIŃSKI Franciszek</b> WARSZAWSKI KLUB KOLARSKI	00:14:20 (9) 00:14:20 (9)	00:28:56 (7) 00:14:36 (7)	+01:33 +00:22	13.2	00:14:20 00:14:36
8.	342	2014	<b>MÁDY Áron</b> DVTK CYCLING TEAM	00:14:30 (11) 00:14:30 (11)	00:28:56 (8) 00:14:26 (5)	+01:33 +00:00	13.2	00:14:26 00:14:30
9.	308	2014	<b>CZYSZCZOŃ Filip</b> ŁĘTOWNIA CYCLING ACADEMY	00:14:15 (7) 00:14:15 (7)	00:29:03 (9) 00:14:48 (9)	+01:40 +00:07	13.2	00:14:15 00:14:48
10.	312	2015	<b>PORCZ Michał</b> CZKKS KOLEJARZ-JURA CZĘSTOCHOWA	00:14:21 (10) 00:14:21 (10)	00:29:12 (10) 00:14:51 (10)	+01:49 +00:09	13.1	00:14:21 00:14:51
11.	305	2015	<b>BEDNAREK Leon</b> MSR MRĄGOWO	00:14:17 (8) 00:14:17 (8)	00:29:46 (11) 00:15:29 (17)	+02:23 +00:34	12.8	00:14:17 00:15:29
12.	309	2014	<b>MALESZKA Franciszek</b> OBORNICKI KLUB ROWEROWY	00:14:39 (13) 00:14:39 (13)	00:29:57 (12) 00:15:17 (13)	+02:34 +00:11	12.8	00:14:39 00:15:17
13.	313	2014	<b>MIĄSO Maciej</b> DEICHMANN MAT SKSM SOBÓTKA	00:14:48 (15) 00:14:48 (15)	00:30:07 (13) 00:15:18 (14)	+02:44 +00:10	12.7	00:14:48 00:15:18
14.	320	2014	<b>WOJCIECHOWSKI Antoni</b> KS N-BIKE TRADE AGRO ACADEMY	00:15:09 (19) 00:15:09 (19)	00:30:08 (14) 00:14:59 (11)	+02:45 +00:01	12.7	00:14:59 00:15:09

2026-05-30 Krynica-Zdrój (POL)

## ANALIZA WYŚCIGU / RACE ANALYSIS: Żak / U13 Men

M-ce Place	Nr No	Rok YoB	Nazwisko i Imię / Drużyna Surname, FirstName / Team	okr. 1 lap 1	Czas Time	Strata do zw. Str. do poprz.	km/h Avg	Min okr. Max okr.
15.	325	 2015	<b>CHODOROWSKI Witold</b> UKS JUVENIA ISWIM BIALYSTOK	00:14:38 (12) 00:14:38 (12)	00:30:26 (15) 00:15:47 (18)	+03:03 +00:18	12.6	00:14:38 00:15:47
16.	326	 2014	<b>KOSSEK Władysław</b> NOWOTARSKI KLUB KOLARSKI	00:15:07 (18) 00:15:07 (18)	00:30:29 (16) 00:15:22 (16)	+03:06 +00:03	12.5	00:15:07 00:15:22
17.	315	 2014	<b>ZERA Aleksander</b> FUNDACJA KURPIOWSKIE MARZENIA	00:15:25 (21) 00:15:25 (21)	00:30:45 (17) 00:15:20 (15)	+03:22 +00:16	12.4	00:15:20 00:15:25
18.	318	 2014	<b>JAGOS Miłosz</b> PHO3NIX CYCLING TEAM	00:15:01 (16) 00:15:01 (16)	00:30:51 (18) 00:15:50 (19)	+03:28 +00:06	12.4	00:15:01 00:15:50
19.	340	 2014	<b>ĎUREC Matias</b> CYKLISTICKÁ TOUR	00:15:35 (23) 00:15:35 (23)	00:30:51 (19) 00:15:16 (12)	+03:28 +00:00	12.4	00:15:16 00:15:35
20.	311	 2015	<b>NAZWALSKI Wojciech</b> DK GWARKI	00:14:42 (14) 00:14:42 (14)	00:31:06 (20) 00:16:23 (24)	+03:43 +00:15	12.3	00:14:42 00:16:23
21.	314	 2015	<b>FULARZ Filip</b> RZESZOWSKA AKADEMIA KOLARSKA	00:15:03 (17) 00:15:03 (17)	00:31:29 (21) 00:16:25 (26)	+04:06 +00:23	12.1	00:15:03 00:16:25
22.	319	 2014	<b>BARABAŚ Leon</b> UNRESTRICTED TEAM	00:15:14 (20) 00:15:14 (20)	00:31:39 (22) 00:16:24 (25)	+04:16 +00:10	12.1	00:15:14 00:16:24
23.	323	 2015	<b>ZWORSKI Hubert</b> UKS OSTRÓDA SPORT TEAM	00:15:44 (24) 00:15:44 (24)	00:31:43 (23) 00:15:59 (23)	+04:20 +00:04	12.1	00:15:44 00:15:59
24.	327	 2015	<b>ZALESKI Bahdan</b> JKK JELENIOGÓRSKI KLUB KOLARSKI	00:15:52 (25) 00:15:52 (25)	00:31:49 (24) 00:15:57 (22)	+04:26 +00:06	12.0	00:15:52 00:15:57
25.	330	 2015	<b>ZALESKI Makar</b> JKK JELENIOGÓRSKI KLUB KOLARSKI	00:15:52 (26) 00:15:52 (26)	00:31:50 (25) 00:15:57 (21)	+04:27 +00:01	12.0	00:15:52 00:15:57
26.	334	 2015	<b>GORCZYCA Franciszek</b> JKK JELENIOGÓRSKI KLUB KOLARSKI	00:16:02 (29) 00:16:02 (29)	00:31:59 (26) 00:15:56 (20)	+04:36 +00:09	12.0	00:15:56 00:16:02
27.	316	 2014	<b>MAŚNICA Wojciech</b> KS LUBOŃ SKOMIELNA BIAŁA	00:15:28 (22) 00:15:28 (22)	00:32:12 (27) 00:16:44 (27)	+04:49 +00:13	11.9	00:15:28 00:16:44
28.	338	 2014	<b>URBACKA Paweł</b> LKS "BRYKSJUSZ" GOŚCIECIN	00:15:54 (27) 00:15:54 (27)	00:32:58 (28) 00:17:03 (28)	+05:35 +00:46	11.6	00:15:54 00:17:03
29.	339	 2014	<b>LEŠČINSKÝ Matej</b> CYKLO ČAJKA RACING	00:15:58 (28) 00:15:58 (28)	00:33:06 (29) 00:17:07 (29)	+05:43 +00:08	11.6	00:15:58 00:17:07
30.	321	 2015	<b>ŚWIERCZYŃSKI Antoni</b> LKK LUKS SŁAWNO	00:17:02 (31) 00:17:02 (31)	00:35:36 (30) 00:18:33 (30)	+08:13 +02:30	10.7	00:17:02 00:18:33

2026-05-30 Krynica-Zdrój (POL)

## ANALIZA WYŚCIGU / RACE ANALYSIS: Żak / U13 Men

M-ce Place	Nr No	Rok YoB	Nazwisko i Imię / Drużyna Surname, FirstName / Team	okr. 1 lap 1	Czas Time	Strata do zw. Str. do poprz.	km/h Avg	Min okr. Max okr.
31.	328	 2015	<b>PUŁAWSKI Tymoteusz</b> WARSZAWSKI KLUB KOLARSKI	00:16:58 (30) 00:16:58 (30)	00:36:07 (31) 00:19:09 (32)	+08:44 +00:31	10.6	00:16:58 00:19:09
32.	333	 2014	<b>FRANCZYK Antoni</b> FUNDACJA KLUB KOLARSKI AGNIESZKA SKALNIAK	00:17:30 (32) 00:17:30 (32)	00:36:32 (32) 00:19:01 (31)	+09:09 +00:25	10.5	00:17:30 00:19:01
33.	337	 2014	<b>WOLAK Stefan</b> FUNDACJA KLUB KOLARSKI AGNIESZKA SKALNIAK	00:17:46 (33) 00:17:46 (33)	00:38:00 (33) 00:20:13 (33)	+10:37 +01:28	10.1	00:17:46 00:20:13
34.	332	 2015	<b>DUDA Marcel</b> UKS OSTRÓDA SPORT TEAM	00:18:23 (34) 00:18:23 (34)	00:39:56 (34) 00:21:33 (34)	+12:33 +01:56	9.6	00:18:23 00:21:33
	335	 2015	<b>SADOWSKI Błażej</b> FUNDACJA KLUB KOLARSKI AGNIESZKA SKALNIAK		<b>DNF</b>			
	329	 2014	<b>BATKIEWICZ Filip</b> NOWOTARSKI KLUB KOLARSKI		<b>DNS</b>			
	331	 2014	<b>BIZUB Krystian</b> NOWOTARSKI KLUB KOLARSKI		<b>DNS</b>			
	341	 2014	<b>MOSKAL Kacper</b> UNRESTRICTED TEAM		<b>DNS</b>			

Zawodników / Riders: 38

Ukończyło / Finished: 34

SĘDZIA GŁÓWNY UCI / PRESIDENT OF THE COMMISSAIRES PANEL UCI: Jan SCHLICHENMAIER (GER)

KOMISARZ PZKoi / NATIONAL COMMISSAIRE: Krzysztof DYMEK

2026-05-30 Krynica-Zdrój (POL)

## ANALIZA WYŚCIGU / RACE ANALYSIS: Żakini / U13 Women

Organizator / Organizer: Fundacja Klub Kolarski Agnieszka Skalniak, Żegiestów 111 A, 33-370 Muszyna, Dyrektor Wyścigu: Barbara Skalniak

Okążenie / Lap distance: 3.2 km





Ilość okążeń / Laps: 1

Czas startu / Start time: 16:52:00

M-ce Place	Nr No	Rok YoB	Nazwisko i Imię / Drużyna Surname, FirstName / Team	okr. 1 lap 1	Czas Time	Strata do zw. Str. do poprz.	km/h Avg	Min okr. Max okr.
1.	70	2015	<b>BUDNY Zola</b> DEICHMANN MAT SKSM SOBÓTKA	00:14:05 (1) 00:14:05 (1)	00:14:05 (1)		13.6	00:14:05 00:14:05
2.	71	2014	<b>SZCZEPAŃSKA Anna</b> GMINNY LUDOWY KLUB SPORTOWY W JAWORZYNIE ŚLĄSKIEJ	00:14:22 (2) 00:14:22 (2)	00:14:22 (2)	+00:17 +00:17	13.3	00:14:22 00:14:22
3.	72	2014	<b>GÓZDŹ-SALON Magdalena</b> KS LUBOŃ SKOMIELNA BIAŁA	00:14:59 (3) 00:14:59 (3)	00:14:59 (3)	+00:54 +00:37	12.8	00:14:59 00:14:59
4.	74	2014	<b>RAWDANOWICZ Iga</b> UKS OSTRÓDA SPORT TEAM	00:15:11 (4) 00:15:11 (4)	00:15:11 (4)	+01:06 +00:12	12.6	00:15:11 00:15:11
5.	73	2015	<b>KOŁACZ Aleksandra</b> WARSZAWSKI KLUB KOLARSKI	00:15:29 (5) 00:15:29 (5)	00:15:29 (5)	+01:24 +00:18	12.3	00:15:29 00:15:29
6.	79	2015	<b>WĄDOŁOWSKA Ida</b> JKK JELENIOGÓRSKI KLUB KOLARSKI	00:15:34 (6) 00:15:34 (6)	00:15:34 (6)	+01:29 +00:05	12.3	00:15:34 00:15:34
7.	77	2014	<b>DORYK Maja</b> WARSZAWSKI KLUB KOLARSKI	00:15:46 (7) 00:15:46 (7)	00:15:46 (7)	+01:41 +00:12	12.1	00:15:46 00:15:46
8.	78	2015	<b>CISZCZOŃ Anna</b> ŁĘTOWNIA CYCLING ACADEMY	00:16:02 (8) 00:16:02 (8)	00:16:02 (8)	+01:57 +00:16	11.9	00:16:02 00:16:02
9.	75	2014	<b>PIĘTKA Hanna</b> WARSZAWSKI KLUB KOLARSKI	00:16:03 (9) 00:16:03 (9)	00:16:03 (9)	+01:58 +00:01	11.9	00:16:03 00:16:03
10.	80	2015	<b>KLIŚ Zofia</b> WARSZAWSKI KLUB KOLARSKI	00:16:36 (10) 00:16:36 (10)	00:16:36 (10)	+02:31 +00:33	11.5	00:16:36 00:16:36
11.	76	2015	<b>VEBRAITE Liepa</b> NIEZRZESZONA	00:16:40 (11) 00:16:40 (11)	00:16:40 (11)	+02:35 +00:04	11.5	00:16:40 00:16:40
12.	83	2014	<b>STOLARCZYK Julia</b> KLUB KOLARSTWA WAŁBRZYCH	00:16:51 (12) 00:16:51 (12)	00:16:51 (12)	+02:46 +00:11	11.3	00:16:51 00:16:51
13.	81	2014	<b>STOŁOWSKA Alicja</b> NOWOTARSKI KLUB KOLARSKI	00:17:02 (13) 00:17:02 (13)	00:17:02 (13)	+02:57 +00:11	11.2	00:17:02 00:17:02
14.	84	2015	<b>BODZIOCH Emilia</b> ŁĘTOWNIA CYCLING ACADEMY	00:17:43 (14) 00:17:43 (14)	00:17:43 (14)	+03:38 +00:41	10.8	00:17:43 00:17:43

2026-05-30 Krynica-Zdrój (POL)

## ANALIZA WYŚCIGU / RACE ANALYSIS: Żakini / U13 Women

M-ce Place	Nr No	Rok YoB	Nazwisko i Imię / Drużyna Surname, FirstName / Team	okr. 1 lap 1	Czas Time	Strata do zw. Str. do poprz.	km/h Avg	Min okr. Max okr.
15.	87	 2015	<b>WOLAK Maria</b> FUNDACJA KLUB KOLARSKI AGNIESZKA SKALNIAK	00:18:55 (15) 00:18:55 (15)	00:18:55 (15)	+04:50 +01:12	10.1	00:18:55 00:18:55
16.	82	 2015	<b>CAPIŃSKA Zofia</b> CWKS RESOVIA RZESZÓW	00:20:21 (16) 00:20:21 (16)	00:20:21 (16)	+06:16 +01:26	9.4	00:20:21 00:20:21
17.	85	 2015	<b>SADOWSKA Maja</b> FUNDACJA KLUB KOLARSKI AGNIESZKA SKALNIAK	00:31:18 (17) 00:31:18 (17)	00:31:18 (17)	+17:13 +10:57	6.1	00:31:18 00:31:18
	86	 2014	<b>ZYGMUNTOWICZ Kornelia</b> PHO3NIX CYCLING TEAM		DNF			

Zawodników / Riders: 18

Ukończyło / Finished: 17

SĘDZIA GŁÓWNY UCI / PRESIDENT OF THE COMMISSAIRES PANEL UCI: Jan SCHLICHENMAIER (GER)

KOMISARZ PZKoi / NATIONAL COMMISSAIRE: Krzysztof DYMEK